

# MIGRATION TRENDS IN THE AMERICAS

IOM REGIONAL OFFICE IN SAN JOSE, COSTA RICA  
IOM REGIONAL OFFICE IN BUENOS AIRES,  
ARGENTINA  
OFFICE OF THE SPECIAL ENVOY FOR THE  
REGIONAL RESPONSE TO THE SITUATION IN  
VENEZUELA

JULY – SEPTEMBER 2023

## QUARTERLY REPORT

OBJECTIVES OF THE GLOBAL  
COMPACT FOR MIGRATION  
(GCM)

101100  
11100  
0011  
0110

1 DATA

## CONTENT:



GLOBAL DATA INSTITUTE  
GLOBAL MIGRATION  
DATA ANALYSIS CENTRE

Summary	<a href="#">2</a>
Routes	<a href="#">4</a>
Recent events in human mobility policies	<a href="#">5</a>
Movements of migrants and refugees from the Bolivarian Republic of Venezuela	<a href="#">7</a>
Issuance of United States Green Cards	<a href="#">11</a>
Humanitarian visas in Mexico	<a href="#">12</a>
International students	<a href="#">13</a>
Internal displacement: Haiti	<a href="#">14</a>
Missing migrants	<a href="#">15</a>
Argentina	<a href="#">17</a>
Uruguay	<a href="#">20</a>
Plurinational State of Bolivia	<a href="#">21</a>
Paraguay	<a href="#">23</a>
Brazil	<a href="#">24</a>
Peru	<a href="#">25</a>
Ecuador	<a href="#">26</a>
Colombia	<a href="#">30</a>
Bolivarian Republic of Venezuela	<a href="#">31</a>
Main Caribbean nationalities in transit through Central America	<a href="#">32</a>
Panama	<a href="#">33</a>
Honduras	<a href="#">35</a>
Mexico	<a href="#">37</a>
United States	<a href="#">39</a>



Global Compact  
FOR Migration

## LARGE MOVEMENTS IN THE AMERICAS

## SUMMARY

The migration context in the Americas has shown varied and complex trends in 2023. In the United States, the main destination for migrants within the continent, there has been a substantial increase in the arrival of Latin Americans. Migration in South America is characterized by its intraregional nature, with the majority of migrants coming from within the region itself. Meanwhile, migration routes present a duality: while a great majority use regular pathways and have undergone regularization processes, a considerable portion, often in vulnerable situations, opts for irregular routes, as is the case with many migrants from African and Asian countries.

The Andean corridor shows significant migratory activity, with flows both to Chile and returning to the Bolivarian Republic of Venezuela (hereafter Venezuela) and other countries of origin. Return movements are also observed a Mexico, where the number of Ecuadorian, Haitian, and Colombian migrants has increased, thus evidencing a change in human mobility dynamics. The needs of migrant populations, both in transit and at destination, have grown, increasing the demand for humanitarian assistance and integration services.

During the current year, new forced displacements have been driven by disasters and conflicts, such as in Haiti, where violence has generated a record number of internal displacements. Similarly, in Chile, extreme weather events have caused mass evacuations. In North America, wildfires have led to significant displacements in the United States and Canada, affecting tens of thousands of people.

In terms of migration policies, notable developments have been observed. Panama and Costa Rica have facilitated the transit of migrants with the accreditation of buses for expedited passage. Honduras has implemented a Migration Amnesty to regularize irregular migrants, and Mexico has introduced in september a strategy to combat the illicit trafficking of migrants.



As night falls, hikers arrive in Tulcán after traveling for days carrying their belongings.  
OIM 2022 / Gema Cortes. © OIM 2022



## LARGE MOVEMENTS IN THE AMERICAS

## SUMMARY

In the Darién region of Panama, the migratory movement has been significant, with figures already exceeding the total for 2022 when nearly 250,000 people crossed this border to the north of the continent ([SNM, 2022](#)). Between January and October 2023, the cumulative total reaches almost 460,000 people, a trend that if continued would exceed 500,000 by the end of the year, setting a new historical record ([SNM, 2023](#)). So far in 2023, it is estimated that 1,572 people cross this border per day, while in 2022 the daily average was 680, less than half of this year's. Venezuelans, Ecuadorians, and Haitians are the predominant nationalities, making up 85 per cent of the total entries, while Cuban migrants have notably decreased in number ([SNM, 2023](#)).

On the other hand, Mexico has experienced an intense migratory flow in the third quarter, accounting for 51 per cent of the total for the year to date. In September, there was an average daily entry of 3,286 migrants, with Venezuelans, Hondurans, and Guatemalans leading the statistics. These groups, along with Ecuadorians and Haitians, represent 70 per cent of the irregular migration through the country.

At the southwest border of the United States, a notable change has been detected in the demographic composition of migrants, with a 14 per cent

increase in the number of families traveling together compared to the previous year. As of September 2023, Mexicans, Venezuelans, Guatemalans, and Hondurans made up 64 per cent of the encounters, reflecting not only the diversity of Latin American nationalities but also the growing family dynamic in migration patterns.

Irregular movements occurring through unofficial international crossings and/or without valid documentation place migrant populations in situations of heightened vulnerability, exposing them to risks such as lack of access to basic services and threats to their physical and mental integrity. This calls for the provision of protection services to safeguard the well-being of these individuals.

Individuals who have crossed an international border irregularly typically continue to migrate in this manner, making it challenging to obtain regular status, even in movements that are purely transit and not for settlement. Therefore, it is necessary, both for the well-being of migrants and for the governance of migration, to provide access to regular migration pathways accompanied by significant awareness campaigns about these pathways and the risks and disadvantages of irregular migration.



LARGE MOVEMENTS IN THE AMERICAS

# ROUTES

The continent is characterized by various migratory dynamics. Immigration continues to rise, particularly in major destination countries like the United States ([UN DESA, 2020](#)), and various South American countries like Colombia, Chile, Peru, and Ecuador ([R4V, 2023](#); [INE Chile, 2023](#)). At the same time, several Latin American and Caribbean countries are significant countries of origin. Other nationalities from other continents, such as Africa, Asia, and Europe, are also included.

In terms of routes, while most migrants enter through regular channels or have been regularized in the region in recent years ([Gandini and Selee, 2023](#)), people often highly vulnerable opt for unauthorized routes. Brazil is an entry point for extra-regional migrants of Indian, Chinese, Afghan, Bangladeshi, and Cameroonian nationality, even Haitians ([IOM Brazil, 2023](#)) who in some cases then continue their journey northward. At the same time, the country is a significant destination for Venezuelan migrants and refugees ([R4V, 2023](#)). Other routes include movements towards Uruguay, Argentina, and through the Plurinational State of Bolivia (hereafter Bolivia) towards Chile.

The Andean corridor has movements traversing Colombia, Ecuador, Peru to Chile, and people moving in the opposite direction, including returning to Venezuela or other countries of origin or continuing their journey to the United States and/or Mexico. At the Peruvian-Bolivian border, northbound movements of Nepalese and Cameroonians are recorded. In Mexico, there has been an increase in migrants from Ecuador, Haiti, and Colombia, which is also reflected in high rates of returns. In Honduras, air routes allow the arrival of nationals from Haiti and Cuba.

In recent years, these populations in transit or destination have also increased in numbers and therefore in humanitarian care needs, regularization, and integration to ensure their access to basic services.



Note: All maps in this report are for illustration purposes only. The boundaries and names shown and the designations used on maps do not imply official endorsement or acceptance by the International Organization for Migration. Source: IOM





LARGE MOVEMENTS IN THE AMERICAS

## RECENT EVENTS IN HUMAN MOBILITY POLICIES

On 21 August a State of Emergency was extended in **Peru** at the country's borders, including Tumbes, Tacna, and Desaguadero, with the purpose of strengthening border control and combating international crime.

Furthermore, agreements were reached with the Government of **Ecuador** to enhance public security and collaborate in efforts against transnational crime. In this regard, the Peruvian Congress also introduced a bill proposing the creation of a registry for foreign individuals residing in the country without proper documentation. In September, the border controls in Tumbes and Tacna, Peru, were reinforced with the assistance of the National Police, particularly after dismantling criminal networks in Tumbes through collaboration with Ecuador. In Tacna, 180 agents were deployed to prevent irregular migrant entries, and by the end of the month, over 100 refugees and migrants protested against entry restrictions into the country.

As part of the National Migration and Foreigner Policy, the governments of **Chile** and the **Plurinational State of Bolivia** signed an agreement in September 2023 to promote the more efficient issuance of temporary residencies to Chilean and Bolivian nationals. They also aim to establish channels that facilitate the sending of remittances between both countries ([SNM, 2023](#)). It is important to highlight that the Bolivian population is the fifth-largest nationality among foreigners in Chile, with a total of 132,000 individuals, primarily located in the northern region of Chile. Likewise, in 2022, a total of 364,000 arrivals and 300,000 departures were recorded ([SNM, 2022](#)). In that sense, according to data from the Central Reserve Bank of Bolivia, Bolivia received USD 310 million in remittances from Chile in 2022 ([CRBB, 2023](#)).

On September 15, the government of the **Dominican Republic** decreed the closure of its land, sea and air border with Haiti due to the dispute over the construction of an irrigation canal in the Masacre River, which runs along the line. border and is shared by the two countries ([ONU, 2023](#)).

The National Immigration Authority of **Panama**, has announced that, starting from September 8, 2023, they will implement new administrative migration measures for entry to Panama, to counteract the increase in irregular migration. Among the new migration measures to be implemented, we can mention the followings: reduction of the stay period for tourists from ninety to fifteen days, increase of the amount for economic solvency, strengthening deportations and expulsions, and the relocation of control points and migrant assistance, ([SMN, 2023](#)).



IOM is on the field in the Darien Gap to support the Panamanian government to meet migrants' basic needs, such as accommodation, protection, information, and psychosocial support. IOM 2023 / Gema Cortes. © IOM 2023



LARGE MOVEMENTS IN THE AMERICAS

## RECENT EVENTS IN HUMAN MOBILITY POLICIES

Panamá y Costa Rica Panama and Costa Rica agreed that, starting Monday, October 9, 200 buses that transport irregular migrants will be accredited for their expeditious passage, without stopping at Paso Canoas, to continue their destination through Central America. On the first day, Tuesday, October 10, in a joint effort between the National Immigration Service, the National Border Service and the counterpart entities of Costa Rica, the direct transit of 1,593 migrants of different nationalities was coordinated, who traveled in 30 previously scheduled buses, meeting the requirements requested by the competent authorities to transport these people to the Temporary Migrant Care Center (CATEM in Spanish), located in Barrio El Carmen, Corredores in Costa Rica. (SNM, 2023).

The highest authorities of the National Migration Institute (INM) of Honduras, reported through an official statement on August 4, 2022, the entry into force of the Migration Amnesty that seeks to favor the passage of migrants who enter the country irregularly. Between 4th and 30th August, a total of 361,011 migrants who entered the country through unauthorized border points have been covered (INM, 2023).

The Ministry of the Interior of Mexico, in alliance with the International Organization for Migration (IOM–UN Migration), presented the National Strategy to Combat Illicit Trafficking of Migrants with a Gender Perspective 2023-2025, on August 2. The strategy that will soon be launched thanks to the alliance between the Government, through the Migration Policy Unit, Registration and Identity of Persons (UPMRIP), with the IOM-UN Migration proposes to focus efforts on five priority areas: 1) Generation and data analysis to monitor the phenomenon of smuggling of migrants, 2) Prevention of smuggling of migrants with a gender perspective, 3) Creation of regularization alternatives for migrants



Accompaniment to migrants at the entrance of the border bridge between Mexico and the United States. Alejandro Cartagena / IOM 2022. © IOM 2022

who are victims of smuggling and related crimes, 4) Investigation and prosecution of cases of illicit trafficking of population in a situation of migration and related crimes with a gender perspective and 5) Comprehensive protection of migrants subject to illicit trafficking and victims of related crimes (SEGOB, 2023).

The Government of Canada announced on October 30, that they have reached their commitment to resettle more than 40,000 Afghan refugees with the assistance of the International Organization for Migration (IOM). IOM has worked closely with the Government of Canada and other partners to safely resettle Afghans in the country since August 2021. Canada was among the first countries to launch a special humanitarian resettlement program for Afghans in vulnerable situations, including women leaders, human rights defenders, persecuted ethnic or religious minorities, LGBTI+ individuals, and journalists (IOM, 2023).



LARGE MOVEMENTS IN THE AMERICAS

# MOVEMENTS OF MIGRANTS AND REFUGEES FROM THE BOLIVARIAN REPUBLIC OF VENEZUELA

## OVERVIEW:

The Bolivarian Republic of Venezuela stands out as a major departure point with 72 per cent of refugees and migrants leaving in search of work. In Ecuador, 92 per cent of Venezuelan refugees and migrants lack regular status, with only 3.3 per cent earning a minimum wage. Peru sees a rise in Venezuelan entries and exits, especially in Tumbes. Bolivia, a transit point, notes an increase in Venezuelan entries, while Chile shows a significant rise in regular movements compared to 2022. Brazil maintains a steady influx through Pacaraima. Argentina reflects integration efforts, issuing national IDs to Venezuelans, and Uruguay experiences an uptick in long-term stays, particularly among women. Colombia remains a stable transit hub, with a slight increase in migrants aiming for the U.S., highlighting the complex and diverse migration routes across the Americas.

## KEY MIGRATION ROUTES IN THE AMERICAS

ESTIMATE NUMBER OF VENEZUELAN REFUGEES AND MIGRANTS GLOBALLY.

**7.71 M**

ESTIMATE NUMBER OF VENEZUELAN REFUGEES AND MIGRANTS IN LATIN AMERICA AND THE CARIBBEAN.

**6.53 M**

These figures represent the sum of Venezuelan refugees, migrants and asylum-seekers reported by host governments. They do not necessarily imply individual identification, nor registration of each individual, and may include a degree of estimation, as per each government's statistical data processing methodology, at times in collaboration with national R4V Platforms.

\*This includes other countries outside the 17 Latin American and the Caribbean R4V countries. For more information on the countries included, refer to the table in the last page.

The boundaries and names shown and the designations used in this map do not imply official endorsement or acceptance by the United Nations.

Creation date: August 2023, more information available in: <http://r4v.info>



POPULATION PER COUNTRY	
Colombia	2.89 M
Peru	1.54 M
Brazil	477.5 K
Ecuador	474.9 K
Chile	444.4 K
THE CARIBBEAN	
Dominican Republic	124.1 K
Trinidad & Tobago	36.2 K
Guyana	21.7 K
Aruba	17.1 K
Curaçao	14.0 K
THE SOUTHERN CONE	
Argentina	220.6 K
Uruguay	32.9 K
Bolivia	15.9 K
Paraguay	5.3 K
CENTRAL AMERICA & MEXICO	
Mexico	113.1 K
Panama	58.2 K
Costa Rica	29.4 K
OTHER COUNTRIES*	
	1.19 M

Source: R4V, 2023.





LARGE MOVEMENTS IN THE AMERICAS

# MOVEMENTS OF MIGRANTS AND REFUGEES FROM THE BOLIVARIAN REPUBLIC OF VENEZUELA

**Bolivarian Republic of Venezuela:** Based on the Displacement Tracking Matrix (DTM) conducted at border points in Venezuela, during the third quarter of 2023, the primary reason for emigration is the search for job opportunities (72%). It is also noteworthy the importance of reasons such as family reunification, personal matters, and access to services (DTM Venezuela, 2023).

Regarding those who are returning, family reunification and personal matters are the main causes. The majority of returning individuals come from Colombia (61%), followed by Peru (18%) and Ecuador (11%). 84 per cent of those returning intend to stay in Venezuela for over a year, which represents a nine percent increase compared to the first half of the same year (ibid.).

**Colombia:** Between July and September, 47,479 refugees and migrants were surveyed in shelters and Reference and Orientation Points in Colombia.

In September, the intention of those surveyed to stay in Colombia remained stable, but there was a two per cent increase in those planning to go to the United States, and a decrease in those wishing to move to Chile and Ecuador.

On the other hand, the average number of irregular departures recorded by maritime companies in Necoclí (to reach the Panamanian coast) increased from early July to September, with Venezuelans, Haitians, and Ecuadorians as the main nationalities crossing to Panama by sea, totaling 136,374 departures in the quarter (DTM Colombia, 2023). ([R4V, 2023](#)).

**Ecuador:** Data from the DTM Flow Monitoring Survey of the Venezuelan Population (August 2023) shows that 23.7 per cent of Venezuelans in 11 cities of the country have one year or less in Ecuador, of which the 92 per cent does not have a regular migrant status.

Almost 80 per cent of the Venezuelan population in Ecuador has a job as an independent or dependent worker; however only 3.3 per cent of this segment earns at least a minimum wage and has some type of contract or billing method.

Main needs declared by Venezuelan population in Ecuador are assistance for income and employment generation (77.4%), support to business and entrepreneurial activities (77.4%) and legal aid regarding migratory status and documentation (76.9%)

**Peru:** According to figures from the National Superintendence of Migration, between July and September 2023 the monthly entries and exits of the Venezuelan population through migration controls increased, with entries rising by 16 per cent and exits by 27 per cent.

In September 2023, in Tumbes, the northern border of Peru, Venezuelans accounted for the vast majority of migration, with 88 per cent in entries and 99 per cent in exits. In Tacna, the southern border, and in Desaguadero, Venezuelans dominated the migration flows, comprising 80 per cent of the total between inflows and outflows. At all border points, the Venezuelan demographic profile was predominantly composed of adult men.





LARGE MOVEMENTS IN THE AMERICAS

# MOVEMENTS OF MIGRANTS AND REFUGEES FROM THE BOLIVARIAN REPUBLIC OF VENEZUELA

**Plurinational State of Bolivia:** Based on the residency records provided by the General Directorate of Migration between July and September, the entry of a total of 153 Venezuelan women and 60 men was registered. In July and August 2023, a total of 135 residencies (temporary and permanent) were granted to nationals of the Bolivarian Republic of Venezuela (hereinafter Venezuela), mostly to male migrants.

According to the Displacement Tracking Matrix (DTM), it is identified that Desaguadero is the main entry point for Venezuelans, heading to Chile but also to other Bolivian cities.

IOM Bolivia and IOM Chile carry out counting exercises in Pisiga (Bolivia-Chile border), identifying the Venezuelan population arriving at public transportation stops in the town of Pisiga. An average of 82 people per counting round was recorded, with the majority being adult men (41.3%), followed by adult women (35.4%), children and adolescents (23.3%) (DTM Pisiga, 2023).

**Chile:** From January to September 2023, a total of 130,000 regular entries and 131,000 regular departures of the Venezuelan population were recorded through all the official borders of the country, resulting in a slightly positive net migration balance. These figures showed a higher number of departures in the recent months compared to the beginning of the year.

Furthermore, these flows increased significantly compared to 2022, where entries reached 90,000 and departures were up to 95,000 from January to

September of that year (Joint DTM Bolivia-Chile and Police Investigations, 2023).

Moreover, according to information recorded in the flow registration exercises of the DTM Peru and Chile, it is estimated that between January and September, 72,000 Venezuelans entered through irregular points, while 52,000 exited.

**Brazil:** From January to August 2023, 127,430 Venezuelan individuals entered Brazil via regular entry points.

In August 2023, in the town of Pacaraima (state of Roraima), the main entry point for Venezuelan migrants in Brazil, 13,179 were recorded, which represents 74 per cent of the total for the month for all entry points in Brazil (OBMIGRA, 2023).

**Argentina:** Based on data provided by the National Directorate of Population, as of January 2023, there were 217,742 Venezuelans with Argentine ID in the country (48.79% male and 51.21% female refugees and migrants).

The highest concentration is in the Autonomous City of Buenos Aires (56.84%), followed by the Province of Buenos Aires (29.59%) and the Province of Córdoba (4.07%).

Venezuelans represented only 0.8 per cent of international movements of non-Argentines during the first eight months, with August being the most dynamic month.

According to the Displacement Tracking Matrix (DTM) in 2022, 25 per cent of Venezuelan individuals surveyed residing in Argentina stated that someone in their family planned to arrive in the country to live. In 2023, the percentage increased to 29 per cent of those surveyed (DTM, 2022 and 2023).





LARGE MOVEMENTS IN THE AMERICAS

# MOVEMENTS OF MIGRANTS AND REFUGEES FROM THE BOLIVARIAN REPUBLIC OF VENEZUELA

**Uruguay:** Between April and September, Uruguay reported official entry figures of 30,771 individuals and 23,902 exits of Venezuelan nationals as provided by Uruguay's National Migration Directorate. The migratory balance for Venezuela between April and September is a positive: 6,869 individuals.

In terms of age and gender demographics, 5.65 per cent were under 18, 18.51 per cent were aged between 18-29, the majority (56.81%) were between 30-65 years, and 3.26 per cent were over 65 years.

In the last months of the period, an increase in people staying in Uruguayan territory is observed, noting a feminization of Venezuelan migration (65%) and mostly of working age.

**Panama:** Between January and September 2023, the authorities of the National Migration Institute of Panama identified the crossing of 260,004 people of Venezuelan nationality crossing the Province of Darién.

**Honduras:** By September 2023, the National Migration Institute of Honduras identified 154,099 Venezuelans entering from Nicaragua. 65% of these were between 21 and 40 years old, 20% were under 20 years old and the remaining 15% were over 40 years old. 80% of the flow are adults while 20% are children and adolescents. 66% are men and 34% are women.



Likza Salazar, Head of Office for IOM Honduras and Project Coordinator, Carlos Galindo during a visit the border between Honduras and Nicaragua. IOM 2023 / Ismael Cruceta. ©IOM 2023.

**Mexico:** Between January and September 2023, the authorities of the Mexican Migration Policy Authority identified 140,225 people of Venezuelan nationality between presentations and referrals.

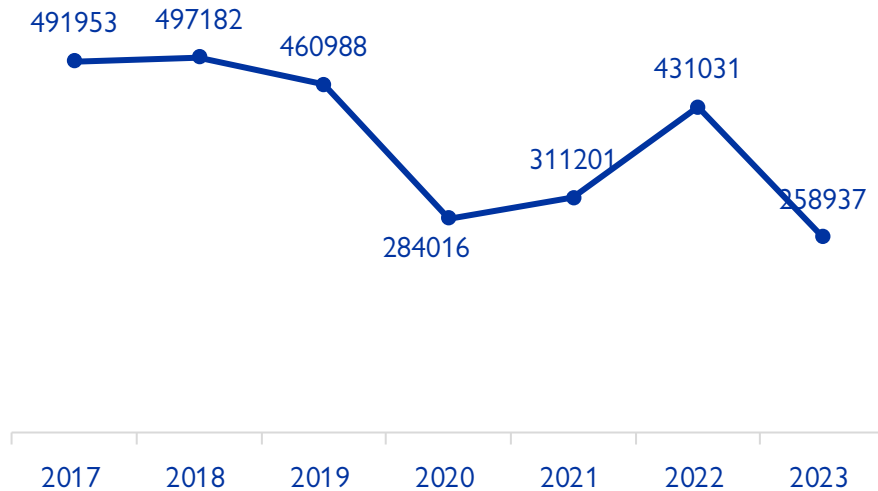
**United States:** By September 2023, U.S. authorities Customs and Border Protection identified 227,824 encounters with people of Venezuelan nationality, being the second nationality with the highest flow when entering the United States through the southwest land border.



LARGE MOVEMENTS IN THE AMERICAS

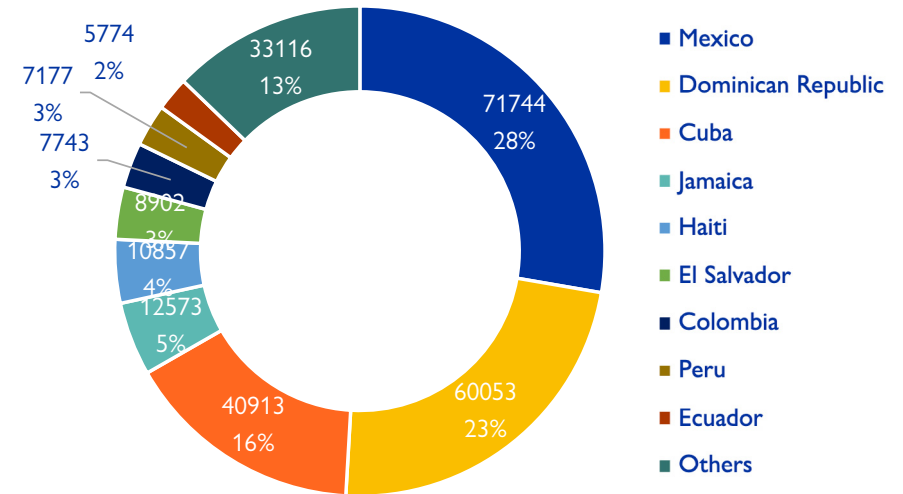
# ISSUANCE OF UNITED STATES GREEN CARDS

ISSUANCE OF GREEN CARDS TO LATIN AMERICANS AND CARIBBEANS, \*FY (2017-2023)



In the fiscal years from 2017 to 2023, 2,735,308 green cards have been granted to Latin Americans and Caribbeans. A fluctuation during this period stands out, there was an increase from 2017 to 2018 (1.06%), followed by a decrease in 2019 (-7.82%), and then a more significant decrease in 2020 (-38.39%). Starting in 2021, there began to be an increase again (9.57%), decreasing again in 2023 (-40%). The notable drop in 2020 could largely be attributed to the COVID-19 pandemic, which caused a reduction in international mobility and the temporary suspension of certain visa programs.

# ISSUANCE OF GREEN CARDS BY NATIONALITY, \*FY 2023



Of the 258,937 green cards granted in fiscal year 2023, 27 percent were granted to Mexicans, 23% to Dominicans and 15% to Cubans. These three nationalities account for 65% of the green cards granted to Latin Americans and Caribbeans.

\*The fiscal years are between October of the current year and September of the following year.

Source: U.S. Department of State, [Monthly Immigrant Visa Issuance Statistics](#), (October, 2023).

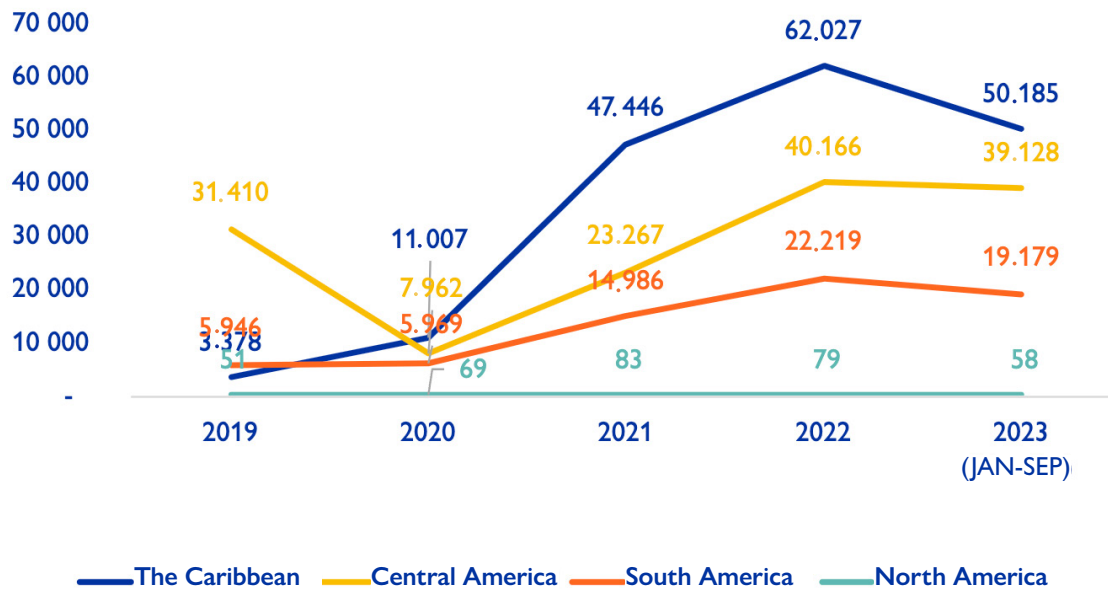


LARGE MOVEMENTS IN THE AMERICAS

# HUMANITARIAN VISAS IN MEXICO

The TVRH visa is granted to regular migrants in Mexico for humanitarian working reasons. By September 2023, 108,550 visas have been granted to people from Latin Americans and the Caribbean. Most of these have been delivered to Haitians (33%), Hondurans (22%), Cubans (10%), Guatemalans (7%), and the rest of the nationalities (27%). By September 2023, Haitians, Hondurans, Guatemalans, Brazilians, Chileans and Dominicans, have had a greater increase in TVRH reception than in all 2022.

FOREIGNERS DOCUMENTED IN MEXICO WITH THE VISITOR CARD FOR HUMANITARIAN REASONS (TVRH), ACCORDING TO COUNTRY OF NATIONALITY, 2019 - 2023 (JAN - SEP)



Country	Amount
Haiti	109,117
Honduras	83,739
Cuba	60,041
El Salvador	23,160
Ecuador	14,930
Venezuela	19,403
Brazil	4,802
All countries in Central America and the Caribbean	315,192 (82%)
South America	69,423 (18%)

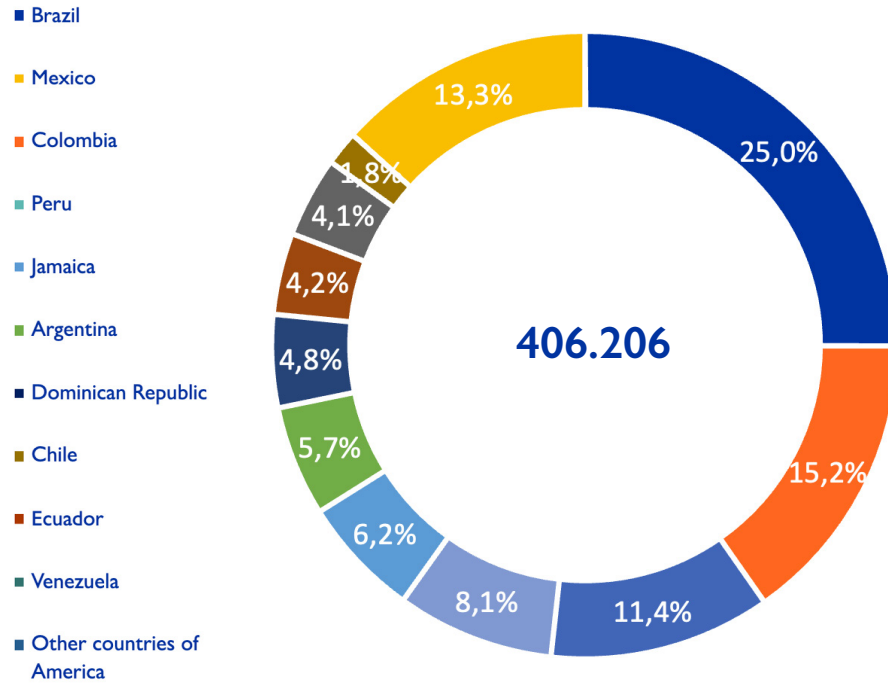
Source: Unidad de Política Migratoria (UPM), [Statistics report](#) (October, 2023).



LARGE MOVEMENTS IN THE AMERICAS

# STUDENT VISAS IN THE UNITED STATES

Visas\* granted to international students received in the United States, by country of origin, fiscal years 2018-2022.



Country	*Visas
Brazil	101.722
Mexico	61.940
Colombia	46.504
Peru	33.011
Jamaica	25.286
Argentina	23.129
Dominican Republic	19.456
Chile	17.085
Ecuador	16.851
Venezuela	7.214
Other countries of the Américas	54.008
<b>Total of the América</b>	<b>406.206 (14,9%)</b>
Rest of the world	2.725.631

Source: US Department of Homeland Security, [Statistics Reports](#)

\*Types of visas:

M (vocational institutions or other recognized non-academic institutions)

F (students in universities, colleges or schools)

J (language programs)



## LARGE MOVEMENTS IN THE AMERICAS

## INTERNAL DISPLACEMENT:

So far in 2023, new displacements have been generated by various disasters and conflicts ([IDMC, 2023](#)).

In Chile, the severe weather conditions in August forced the evacuation of more than 34,000 people, representing nearly half of the displacements caused by storms and landslides in the country from 2008 to 2022 ([ibid.](#)).

During the summer season in North America, fires caused 66,000 new displacements. Thus, in the United States, a series of wildfires in July and August drove about 38,000 displacements, with a significant impact in Hawaii, where there were 23,000 evacuations, and the death of 114 people. In Canada, the fires caused almost 28,000 displacements recorded during the same months, mainly in the Northwest ([ibid.](#)).

## HAITI: DISPLACEMENT

Criminal violence triggered around 91,000 internal displacements across Haiti between January and June 2023, more than 85 per cent of the total figure for 2022, which was already the highest since data became available for the country in 2019. Most movements took place in and around the metropolitan area of the capital, Port-au-Prince, 80 per cent of which is controlled by criminal gangs. As they expanded their presence in the departments of Ouest, Centre and Artibonite, displacement was also recorded there.

Vigilante groups formed to fight back against the gangs during the first half of the year, and their activities helped to fuel displacement. Against the backdrop of increasing violence, little progress was made in providing international support for the efforts of the national police to re-establish security.

In recent months, the government has been closing displacement sites, where protection challenges, including Gender Based Violence, have been widely reported, and declared it will not set up new ones to host those fleeing violence. This leaves many with no option but to shelter in makeshift camps or with host families with little to no access to basic services, which also puts them at risk of cholera and other waterborne diseases.

Disasters have made the humanitarian situation more complex still. Heavy rains caused floods and landslides in the first days of June, particularly in Ouest department and Port-au-Prince. Evacuations organized by the authorities accounted for many of the nearly 10,000 movements recorded. The 2023 floods triggered more displacements than any previous flooding in the country.



Arroyalo Prevelet, from Haiti, rests in Canaan Membrillo indigenous Embera community after crossing Darien Gap. He left Haiti with her wife fleeing poverty and violence and hopes to meet one of his sons who lives in the United States. IOM 2023 / Gema Cortes. ©IOM 2023.

Source: IDMC, [2023 Mid-year update](#), October 2023.



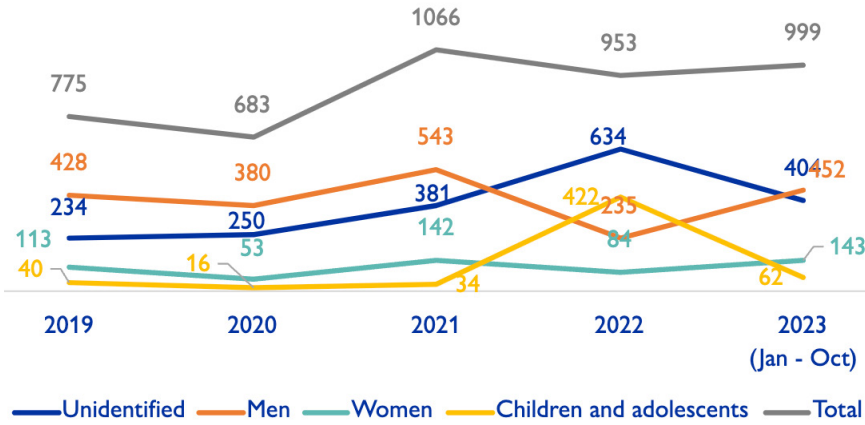


## LARGE MOVEMENTS IN THE AMERICAS

### TOTAL OF MISSING AND DECEASED MIGRANTS IN CENTRAL AMERICA, NORTH AMERICA, AND THE CARIBBEAN, 2019 – 2023 (JANUARY – OCTOBER) BY SEX AND AGE

Since 2014, a total of 8,332 missing migrants have been reported in North America, Central America, South America, and the Caribbean.

Source: IOM Missing Migrants, [Migrantes desaparecidos registrados en las Américas 2023](#)

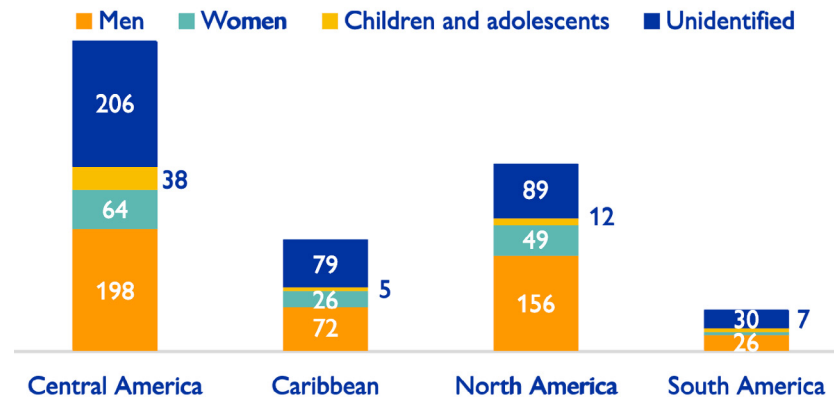


From January to October 2023, there has been an observable shift in the demographic profiles of migrants compared to 2022. Notably, there is an increase in the number of men and women, with 452 and 143 individuals, respectively. However, the number of children and adolescents has significantly decreased to 62, a stark contrast to the surge in 2022. In 404 cases were not possible to identify.

### TOTAL INCIDENTS BY SUBREGION 2023 (JANUARY- OCTOBER)



Source: IOM Missing Migrants Project, [Migrantes desaparecidos registrados en las Américas 2023](#)



### MAIN CAUSES OF INCIDENTS:

1. Drowning (318).
2. Vehicle accidents/deaths linked to dangerous transportation (270).
3. Extreme environmental conditions / Lack of appropriate shelter, water, and food (146)
4. Mixed or unknown (108).
5. Violence (66).
6. Accidental deaths (60).
7. Sickness/lack of access to adequate healthcare (31).



LARGE MOVEMENTS IN THE AMERICAS

# REMMITTANCES IN ANDEAN COMMUNITY

1. In 2022, remittances received by the countries of the Andean Community amounted to 19.333 billion dollars, an increase of 7.7 percent compared to 2021, with intracommunity remittances growing by 4.8 per cent to reach 679.5 million dollars (CAN, 2023).
2. Colombia remained the main recipient of remittances within the Andean Community, with 48.8 per cent of the global total and 73.1 per cent of the intracommunity total.
3. The United States and Spain continued to be the main sources of remittances to the Andean Community, with the United States sending more than half (53.9%) of the total in 2022.
4. Regionally, Peru was the largest remittance sender, followed by Ecuador, representing 44.4 per cent and 41 per cent of the total, respectively, and overall, remittance flows to the Andean Community have shown a positive annual trend of 8.5 per cent since 2016, reaching the highest figure in the last decade in 2022.
5. In 2022, remittances accounted for 11.2 percent of the Andean Community's good export value, 89.9 per cent of service exports, 11.4 per cent of goods imports, and one hundred 180.2 per cent of tourism revenue. (ibid).



Aerial view of daily migrants crossing through one of the driest places in the world, trying to irregularly cross the border from Bolivia into Chile. Many of those who arrive on foot braving the Atacama Desert are Venezuelans looking for a better life. IOM 2022/Richard Arana. ©IOM 2022.



LARGE MOVEMENTS IN THE AMERICAS

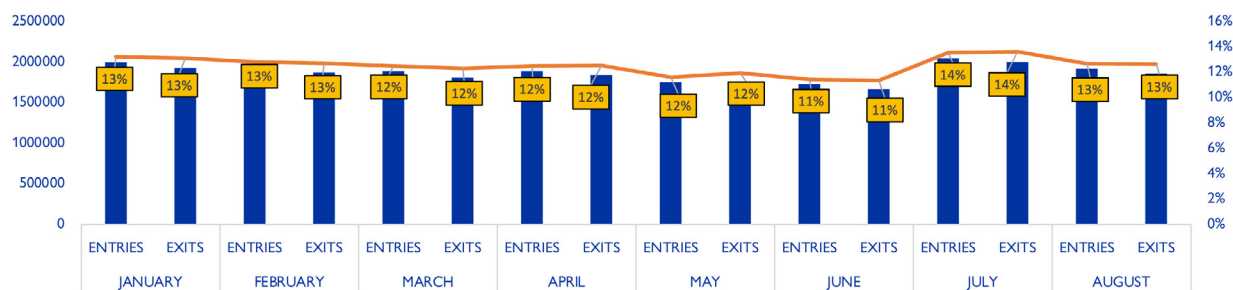
# ARGENTINA

According to the National Population Directorate of the Argentine Republic (2023) published in September 2023 the migrant population with a resident ID in the country in January 2023 amounts to 3,007,251 people (1,454,376 male, 1,552,869 female migrants, and 6 non-binary individuals). The most relevant nationalities are:

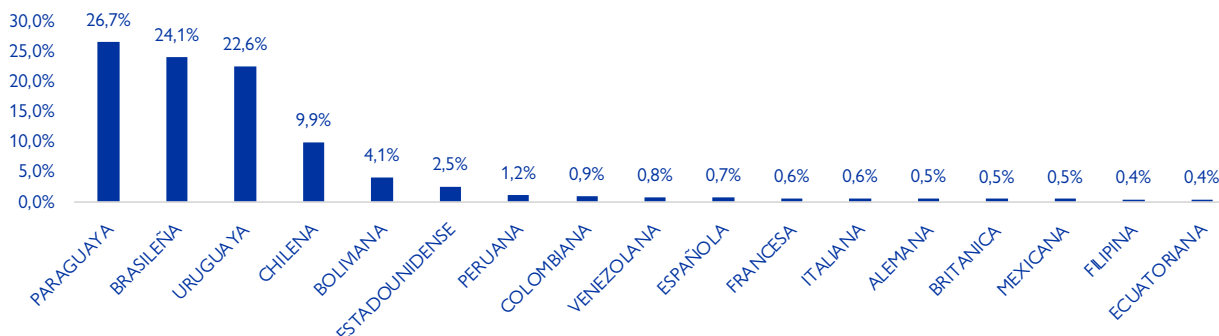
- **Paraguayan 897.366** (47.12% men, 52.87% women, and 1 non-binary person).
- **Bolivian 654.743** (50.82% men and 49.18% women).
- **Peruvian 285.163** (47.64% men and 52.35% women).
- **Venezuelan 217.742** (49.79% men and 51.20% women).

It's important to note that this data excludes individuals without a valid ID (people with expired documentation or precarious residency) and those who have left the country as of the cutoff date (National Bureau of Migration, 2023).

## MOVEMENTS PER MONTH FOR ALL NATIONALITIES EXCEPT ARGENTINA (JANUARY TO AUGUST 2023)



## PERCENTAGE OF MOVEMENTS BY NATIONALITY (\*) (JANUARY TO AUGUST 2023)



Source: [National Bureau of Migration, 2023](#)

Between January and August 2023, a total of 29,821,467 movements of people (entries and exits) with nationalities different from Argentina have been registered, **with a higher number of entries than exits, with a difference of 422,273 movements.**

People from neighboring countries account for the highest number of aggregate movements (entries and exits), led by those coming from the Republic of Paraguay and the Federative Republic of Brazil. Excluding neighboring countries, the second highest number of movements is from individuals with nationalities of the United States of America, the Republic of Peru, the Republic of Colombia, and the Bolivarian Republic of Venezuela (ibid).

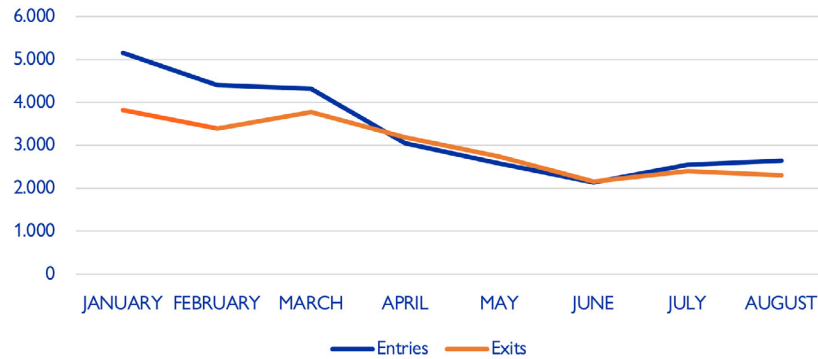




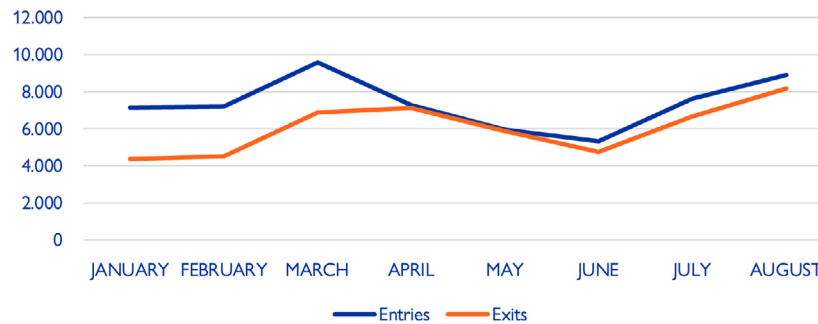
LARGE MOVEMENTS IN THE AMERICAS

# ARGENTINA

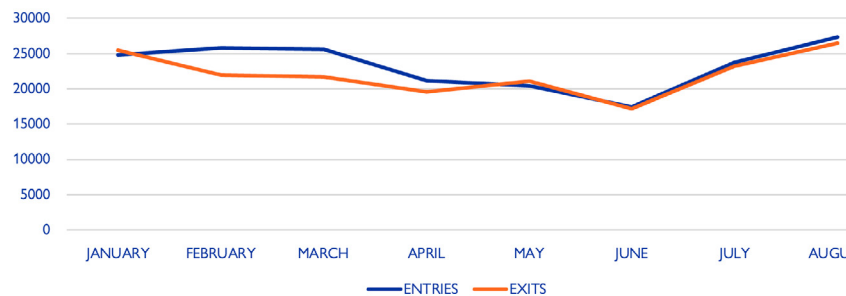
## MOVEMENTS OF RUSSIANS (JANUARY TO AUGUST 2023)



## MOVEMENTS OF ECUADORIANS (JANUARY TO AUGUST 2023)



## MOVEMENTS OF PERUVIANS (JANUARY TO AUGUST 2023)



Source: National Bureau of Migration, 2023

Next, a seasonal analysis by nationality is conducted, highlighting those non-bordering nationalities that show interesting dynamics due to specific situations in their countries of origin.

Russians have been showing a decline in entries since January 2023, also the difference between entries and exit that is the greatest during the first quarter of the year is from April is considerably reduced. Despite the population being highly visible in the media, it is marginal compared to other nationalities (see previous page).

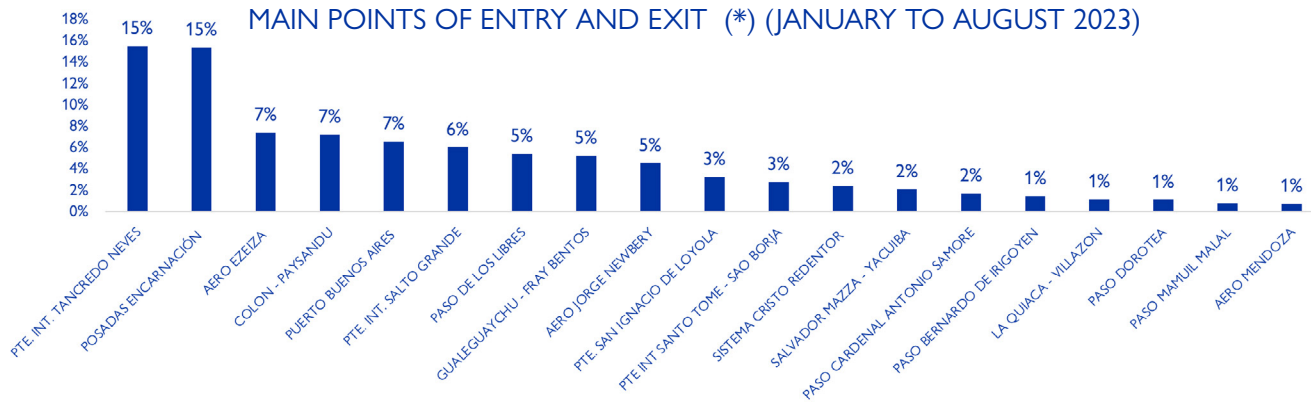
Ecuadorian nationals record more income than expenses during the first quarter of the year, with March being the most significant month in terms of the volume of transactions. In April and May, there is no difference between income and expenses, while in June, July, and August, a predominance of income over expenses reappears

People of Peruvian nationality had a significant difference in income over expenses in the first four months of the year, with the month of August concentrating the highest number of transactions but not accounting for differences by type of transaction.



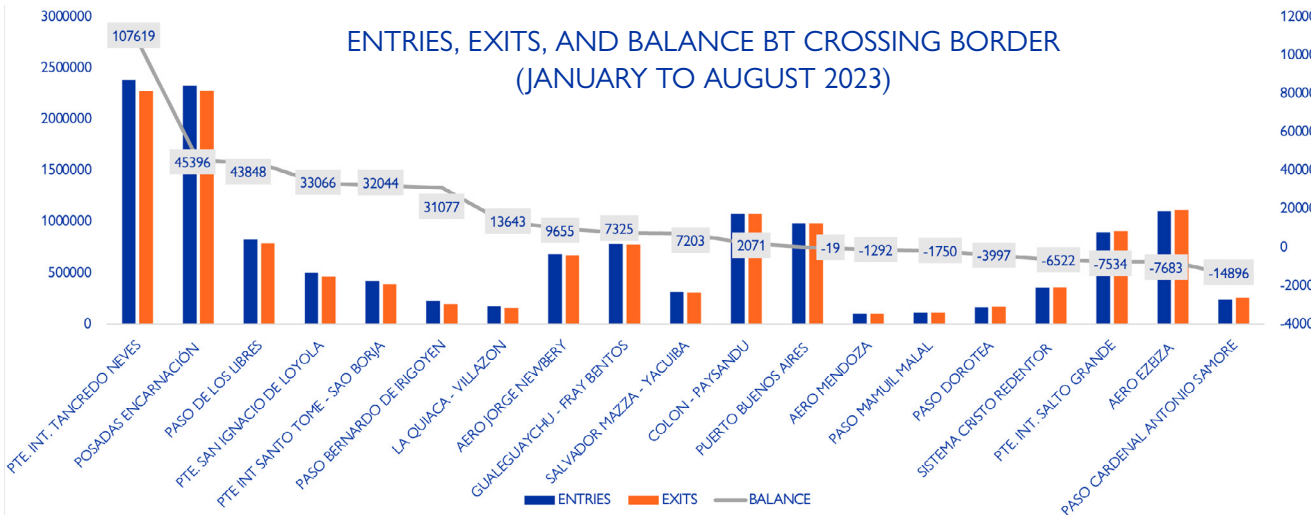
LARGE MOVEMENTS IN THE AMERICAS

ARGENTINA



The main points of entry into the Argentine Republic between January and August are concentrated at the Tancredo Neves International Bridge (Misiones), in Posadas (Misiones), and at Ezeiza Airport (Buenos Aires) ([National Population Directorate, 2023](#)).

When looking at the difference between entries and exits, the largest difference occurs at the northeastern border crossings, which have more entries than exits of people with nationalities other than Argentine. This can be linked to the higher proportion of Brazilian and Paraguayan nationals registered in these movements (ibid.).



INTERNAL MOBILITY OF THE MIGRANT POPULATION IN ARGENTINA

In September 2023, the National Population Directorate, using changes of residence formalized in the population with IDs, published a report identifying a total of 440,884 migrant individuals in Argentina who recorded at least one change of residence between 2012 and 2022. This population represents 15.2 percent of the migrant population from the countries included in the study. It is noteworthy that 77 percent of this population was born in the Republic of Paraguay, the Plurinational State of Bolivia, the Bolivarian Republic of Venezuela, or the Republic of Peru (ibid.).

Source: [Residential Mobility of the Foreign-Origin Population in Argentina](#), National Population Directorate, 2023.

The study analyzes movements at the departmental level, and it shows that both the Autonomous City of Buenos Aires (CABA) and the districts from the Buenos Aires Metropolitan Area (AMBA) are the primary points of departure and arrival in most cases, except for the population of Chilean origin, whose main destination is the Confluencia region. As for the most frequent movements, it is noteworthy that 61 percent of cases have the AMBA as the point of origin, while 26 percent are registered as the destination. Movements between provinces originating in the AMBA have their main destinations in the interior of the Province of Buenos Aires, Santa Fe, Córdoba, Neuquén, Chubut, Río Negro, and Mendoza (ibid.).





LARGE MOVEMENTS IN THE AMERICAS

# URUGUAY

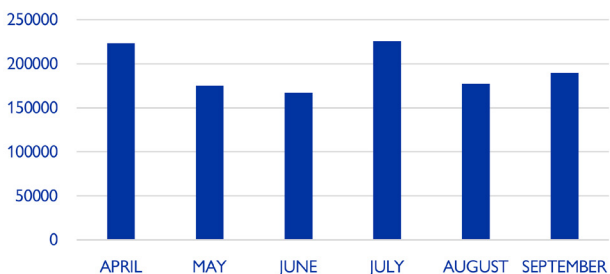
## MIGRATION TRENDS APRIL-SEPTEMBER

According to the administrative records of the National Directorate of Migration of Uruguay, during the period April-September 2023, income to the country exceeded expenses, thus recovering the trend towards a positive migration balance of recent times (in the first quarter the balance was negative).

Paysandú (border with Argentina) stands out as the entry point with the most flows surveyed, followed by Fray Bentos and Salto (both departments bordering Argentina). More income was recorded in the month of July in relation

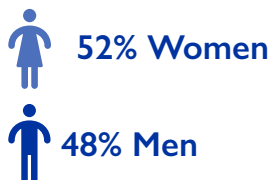
GRAPH 1. APRIL-SEPTEMBER INCOME. ALL NATIONALITIES EXCEPT URUGUAYAN

Source: Data produced by IOM Uruguay with information from the National Migration Directorate. Uruguay, 2023.

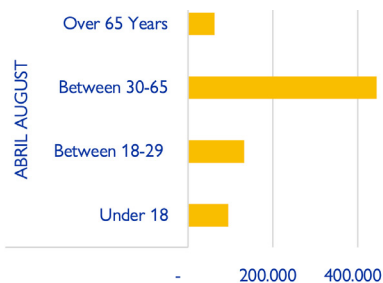


GRAPH 2. APRIL-AUGUST INCOME. FEMININE-MASCULINE

Source: Data produced by IOM Uruguay with information from the National Migration Directorate. Uruguay, 2023.



GRAPH 3. APRIL-SEPTEMBER INCOME. ACCORDING TO AGE RANGE

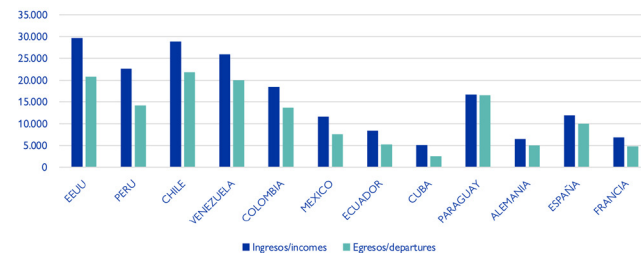


In relation to the age group identified as the majority, it is observed that people of active working age are those who enter the territory during the months of the period (all nationalities).

Source: Data produced by IOM Uruguay with information from the National Migration Directorate. Uruguay, 2023.

GRAPH 4. ENTRIES EXITS APRIL-SEPTEMBER. ACCORDING TO NATIONALITY OF INTEREST

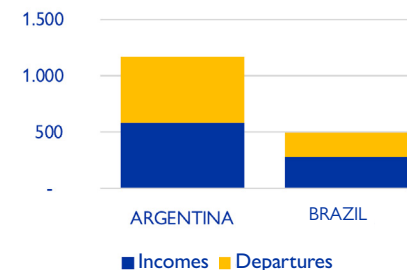
Source: Data produced by IOM Uruguay with information from the National Migration Directorate. Uruguay, 2023.



GRAPH 5. ENTRIES EXITS APRIL-SEPTEMBER ARGENTINA-BRAZIL

With respect to income by nationality, nationals of neighboring countries continue to represent notable flows, with Brazilian nationals showing a tendency to stay in the country. The income of US nationals stands out, with 29 percent of people staying in the country.

Source: Data produced by IOM Uruguay with information from the National Migration Directorate. Uruguay, 2023.



Of other nationalities of interest, we can identify Chile, the Bolivarian Republic of Venezuela and Peru as the nationalities with the highest number of entrants, highlighting a greater permanence in nationals of Peru (37 percent of people who enter remain).

It should be noted that, although the income of Cuban nationals is not the most abundant, it is identified that half of those who entered the country in the April-August period remained in Uruguay.

LARGE MOVEMENTS IN THE AMERICAS

# PLURINATIONAL STATE OF BOLIVIA

Based on the DTM of observational records in Desaguadero (border with Peru) out between July and September of 2023, a total of 286 entries from nationals of other countries besides Venezuela (see the section "Movements of migrants and refugees from the Bolivarian Republic of Venezuela") were counted. Colombians and Haitians constitute the majority of migratory movements on the dates observed.

**Colombians:** This nationality represents the majority of entries during the observed period, reaching almost 60 per cent of the total. There is a significant peak on July 13 with 93.3 per cent.

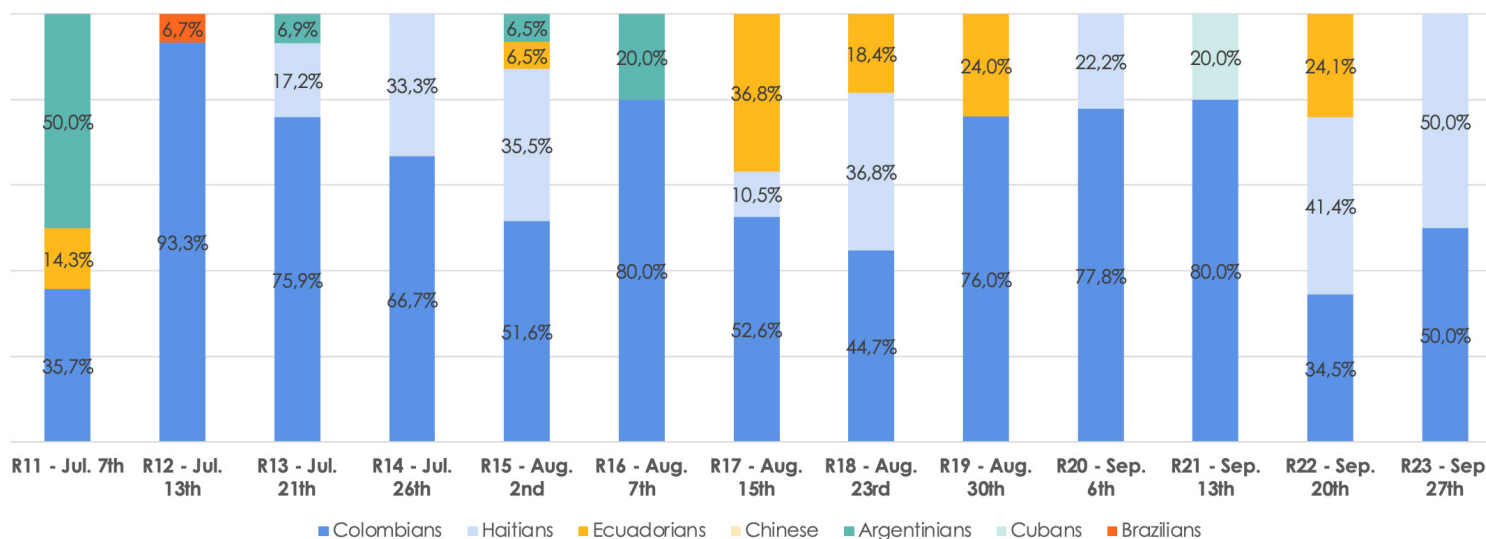
**Haitians:** The second largest group, with around 24 per cent of the total, being more consistent over time. However, a notable increase is observed towards the end of August, with 36.8 per cent of the entries.

**Ecuadorians:** They represent 10.84 per cent of the total. There are fluctuations in their numbers, with an increase in the first half of August.

**Argentinians and Brazilians:** These nationalities show the lowest numbers compared to the other groups and do not present a clear pattern of increase or decrease over time, suggesting a more stable migratory flow.

## ENTRIES BY NATIONALITY

The total distribution by sex and age indicates that girls constitute 7.7 per cent, adult women 33.6 per cent. Boys represent 9.1 per cent and adult men 49.7 per cent. Therefore, there is a majority of men over 18 years old.



Source: DTM Desaguadero - Bolivia, 2023



LARGE MOVEMENTS IN THE AMERICAS

# PLURINATIONAL STATE OF BOLIVIA

Based on DTM data from observational records conducted between June and September 2023 in Desaguadero, a total of 337 exits of nationals from various countries were recorded through that border point. As with the entries, Haitian nationals showed a predominant presence in most of the rounds, followed by Colombians, who had a significant participation especially in July, reflecting the territorial mobility of these nationalities through Bolivian territory. Ecuadorians, although less present, had a noticeable increase in September. On the other hand, Argentines and Brazilians, although present, had the lowest numbers and did not show a clear pattern of change over time, indicating a more constant migratory flow.

**Haitians:** With a total of 192 entries, Haitians make up the most numerous group, representing more than 56 per cent of the total. They stand out particularly during August, where in the round of September 20, they accounted for 87.8 per cent of the entries.

**Colombians:** With 47 entries, this nationality accounts for about 14 per cent, with a strong presence in July, especially in the round of July 7 with more than half.

**Ecuadorians:** With just 10 entries, they represent approximately 3 per cent of the total, showing a more notable presence towards the end of the observed period.

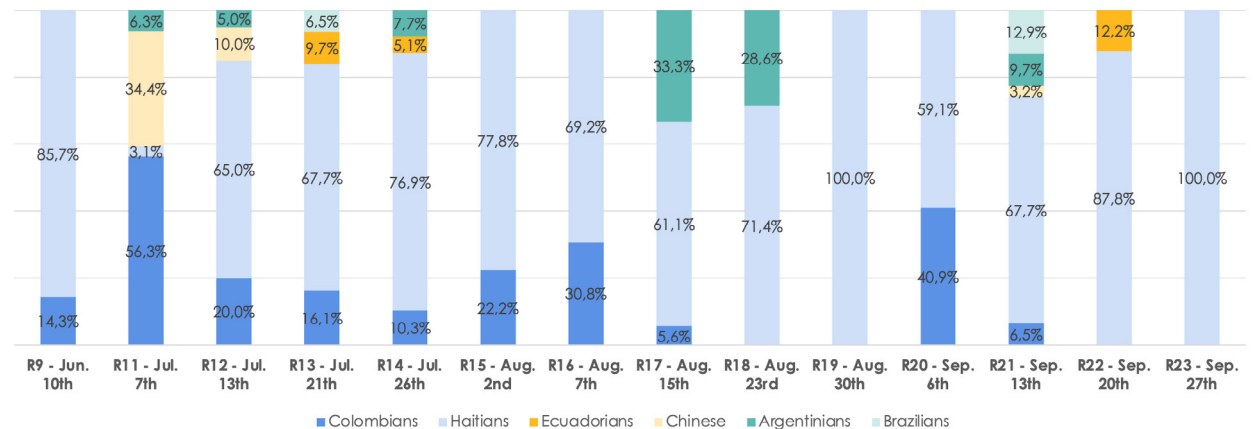
**Chineses:** They only had a notable presence in the round of July 7, with 34.37 per cent of the total for that round.

**Argentines:** With 16 entries, and Brazilians with six entries, they account for about 4.7 per cent and less than 2 per cent respectively, showing a more stable and lower trend compared to the previous groups.

## DEPARTURES FROM OTHER NACIONALITIES

The total distribution by sex and age indicates that girls constitute 6.8 percent and adult women 28.8 percent. Among males, boys represent 7.7 percent and adult men 56.7 percent of the total. Thus, it is observed that the majority of individuals are men over 18 years of age.

Source: DTM Desaguadero - Bolivia, 2023





LARGE MOVEMENTS IN THE AMERICAS

# PARAGUAY

## ENTRY AND EXIT OF FOREIGNERS TO AND FROM THE COUNTRY BY OFFICIAL CROSSINGS

- Between July 1 and September 30, 2023, 591,628 foreigners (residents and non-residents) entered Paraguay, and 535,464 left, with non-resident foreigners representing 86 percent of the total movement of foreigners entering the country.
- During the same period, the main destinations declared by outgoing foreigners (residents and non-residents) were Argentina and Brazil, showing the importance of border and sub-regional mobility.

### Exits by main declared destinations (July-September 2023)

Destination	Resident foreigners	Destination	Non-Resident foreigners
Argentina	14.184	Argentina	398.574
Brazil	4.104	Brazil	51.957
United States	1.045	S/D	21.767
Uruguay	1.010	United States	6.696
Spain	863	Spain	6.006
Plurinational State of Bolivia	857	Plurinational State of Bolivia	4.562
Germany	626	Chile	3.764
Chile	585	Uruguay	3.440
Colombia	421	Colombia	3.304
Peru	359	Mexico	2.807
<b>Total</b>	<b>24.054</b>	<b>Total</b>	<b>502.877</b>

Source: Information provided by the National Directorate of Migration of Paraguay, 2023.



At the end of the day in Pacaraima, a long line outside the IOM temporary accommodation center stretches past the fence and around the corner, as four hundred and fifty people come for a moment of rest. Every day, a bed, a shower, food, and psychosocial support that is offered to migrants and refugees on the move.. IOM 2023/Gema Cortes. © IOM 2023.

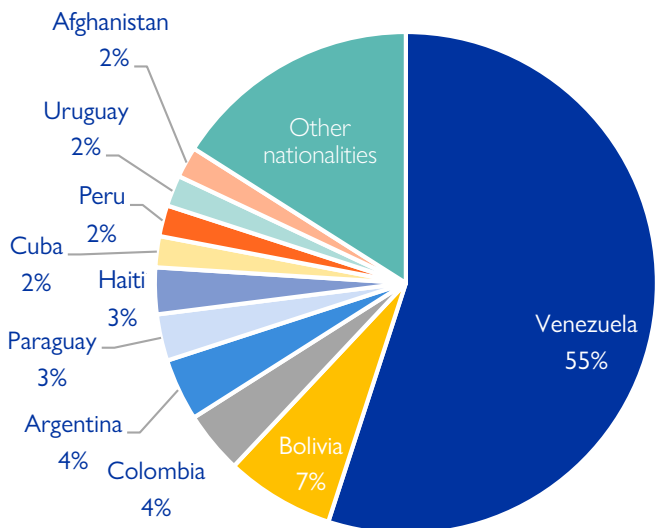


LARGE MOVEMENTS IN THE AMERICAS

# BRAZIL

ACTIVE RESIDENCE REGISTRIES OF ALL NATIONALITIES FROM JANUARY TO AUGUST 2023:

From January to August 2023, more than 127 thousand residence registrations of different nationalities were carried out.



Top 5 countries - January to August 2023	Active Registries
Bolivarian Republic of Venezuela	69.857
Bolivia	9.409
Colombia	5.390
Argentina	4.937
Paraguay	4.204

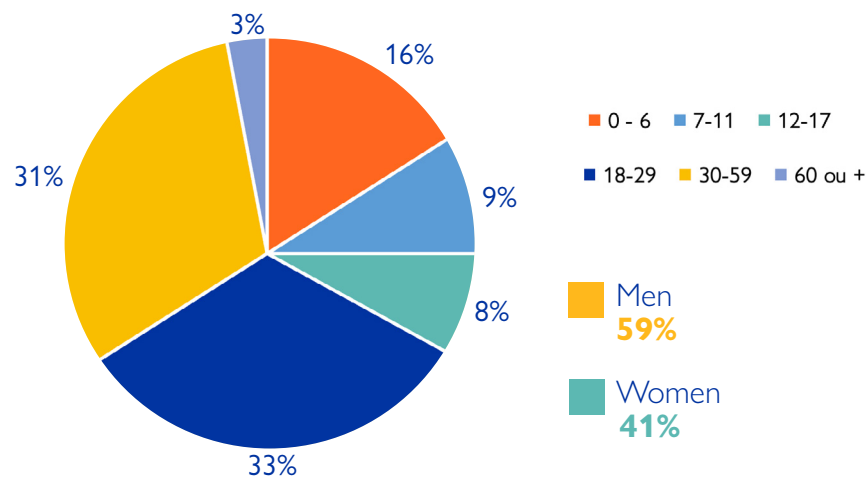
Source: Active residence records by nationality from January to August 2023. Federal Police, 2023.

## AFGHAN MIGRANTS AND REFUGEES:

On September 3, 2021, the Brazilian Government published Interministerial Order MJSP/MRE No. 24, which establishes visa processes and humanitarian reception residence authorization for Afghan nationals, stateless persons, and affected individuals. From September 2021 to August 2023, the following data is reported:

- 8,651 Afghans entered Brazil, and 1,632 exits were recorded during the same period.
- 12,548 humanitarian visas were authorized.
- 4,280 residence permits were granted.
- A total of 608 refugees were recognized

## PROFILE OF AFGHAN PEOPLE WITH IMMIGRATION REGULARIZATION ACCORDING TO GENDER AND AGE



For further information on afghan migration in Brazil, please refer to: [https://brazil.iom.int/sites/g/files/tmzbd11496/files/documents/2023-09/informe\\_migracaoafega\\_ago2023.pdf](https://brazil.iom.int/sites/g/files/tmzbd11496/files/documents/2023-09/informe_migracaoafega_ago2023.pdf)





LARGE MOVEMENTS IN THE AMERICAS

PERU

FLOW MONITORING REGISTRY

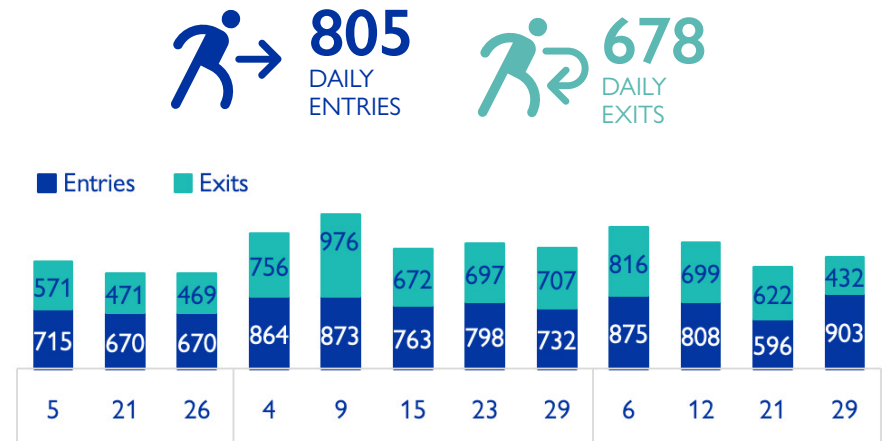
The flow of refugees and migrants from north to south and south to north has continued despite reports of conflicts around border areas. In Tacna, the presence of military and police personnel from Peru and Chile continues on the border, creating difficulties for transit. Likewise, in Desaguadero demonstrations have been reported in July, which has restricted the circulation of vehicles.

In addition, the State of Emergency continues in force at the borders of Peru and with it the police and military presence in the border areas of the country in order to restore internal order and carry out identity and immigration status checks.

IRREGULAR FLOWS

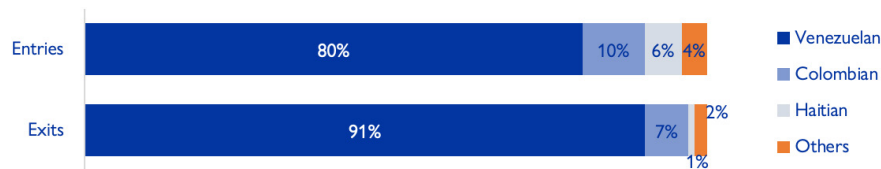
According to the DTM Counts applied in three Peruvian border areas (Tumbes, Tacna and Desaguadero), a slight upward trend has been observed in this third quarter compared to the previous one; entries increased by 7 per cent (805 per day) and exits by 4 per cent (678 per day); on average, the most represented nationalities were Venezuelan (86%), Colombian (9%) and Haitian (4%).

FIGURE 1: IRREGULAR ENTRIES AND EXITS THROUGH PERU'S BORDERS, JULY-SEPTEMBER 2023



Source: DTM Conteos, jul – sep 2023.

FIGURE 2. NATIONALITIES OF IRREGULAR ENTRIES AND EXITS THROUGH PERU, JULY - SEPTEMBER 2023



Source: DTM Conteos, jul – sep 2023.

MIGRATION MOVEMENTS BASED ON DTM EXERCISES:

At the northern border of Peru, **Tumbes**, during September 2023, there was a 21 per cent increase in entries and an 18 per cent decrease in exits compared to the previous month, with Venezuelans making up 88 per cent of the entries and 99 per cent of the exits. Adult males predominated in the demographic

profile, although children and adolescents accounted for 27 per cent of the entries and 24 per cent of the exits.

In **Tacna**, the southern border, there was a general decrease in migratory movements compared to the previous month. There was a majority of Venezuelan and Haitian migrants, with the latter being more notable in the entries to Peru. 45 per cent of the movements consisted of adult men, followed by 33 per cent of adult women and 22 per cent of minors.

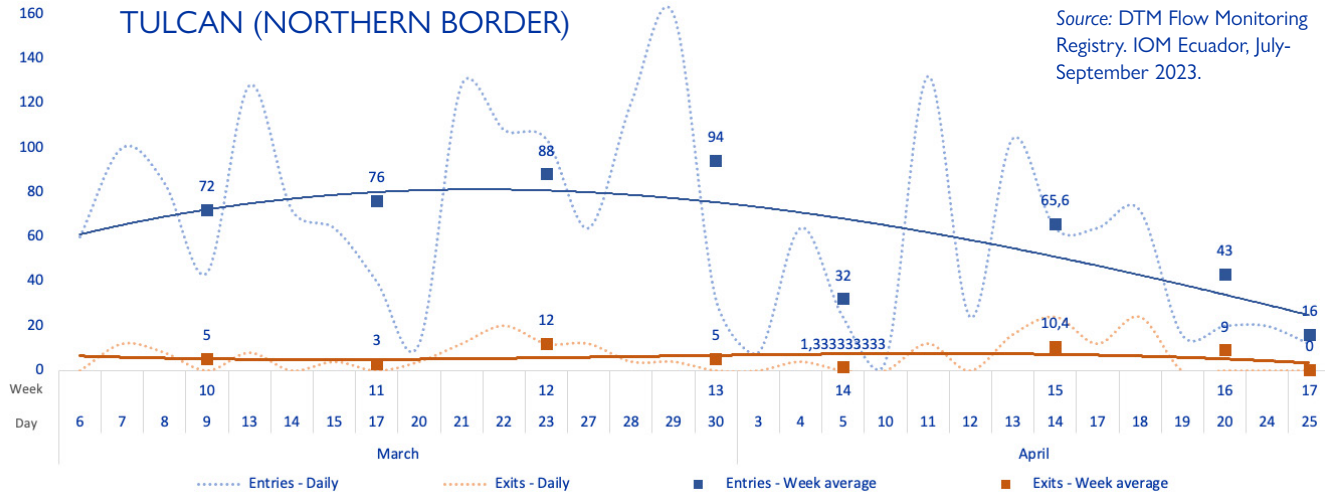
Lastly, in the border town of **Desaguadero** (border with Bolivia), there was a slight decrease in entries and an increase in exits. Venezuelans represented 80 per cent of the migratory flow, with a predominance of men over women at 58 percent versus 42 per cent, respectively. The presence of children and adolescents was less than 25 per cent in both flows.



LARGE MOVEMENTS IN THE AMERICAS

ECUADOR MIGRATION TRENDS JULY – SEPTEMBER 2023

PROYECTED ON-FOOT MIGRANT FLOWS



From July 3 to September 28, through DTM Flow Monitoring Registry on-foot migrant flows were observed at three border cities of Ecuador (DTM Ecuador, July-September 2023).

In **Tulcan** (northern border) entries observed an slight decreased from a daily average of 68 persons from 17 July to the 19th , to a daily average of 22,4 from 11 September to the 15th (ibid).

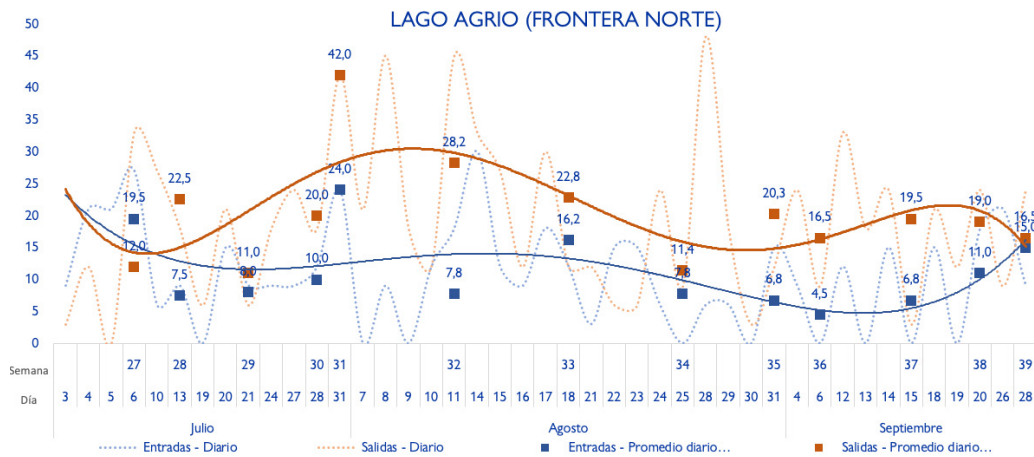
MIGRANT FLOW DESCRIPTIVE DATA

	Average age (years)	Travelling in family groups (%)	Family groups composition	
			Average persons	Average children

TULCÁN (NORTHERN BORDER)

Entries	28,7	70,9	2,2	1,5
Exits	30,6	74,4	2,5	1,9

Source: DTM Flow Monitoring Registry. IOM Ecuador, July-September 2023.



In **Lago Agrio** (northern border) exits are higher than entries, where the former observed an increasing behaviour by late July, that went up to a daily average of 42 at the last week of that month (ibid).

MIGRANT FLOW DESCRIPTIVE DATA

	Average age (years)	Travelling in family groups (%)	Family groups composition	
			Average persons	Average children

LAGO AGRIO (NORTHERN BORDER)

Entries	34,4	33,5	1,5	1,2
Exits	32,8	39,8	1,6	1,2

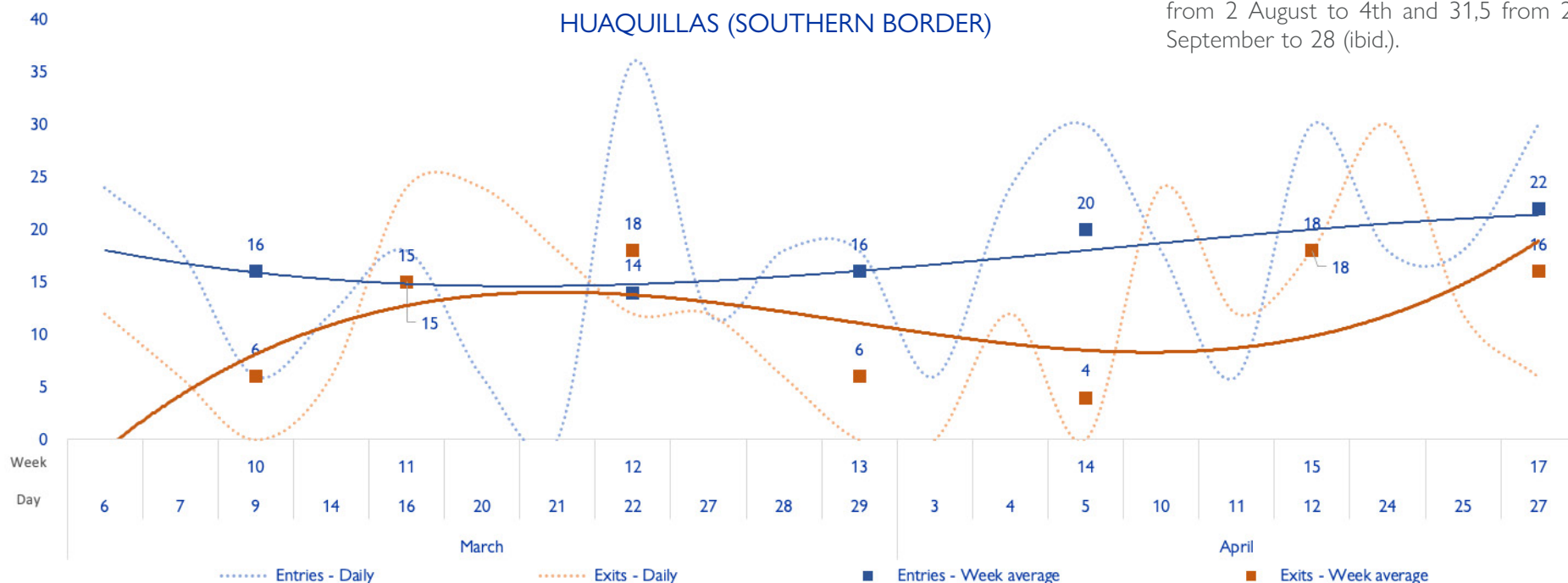
Source: DTM Flow Monitoring Registry. IOM Ecuador, July-September 2023.

LARGE MOVEMENTS IN THE AMERICAS

ECUADOR MIGRATION TRENDS JULY – SEPTEMBER 2023

In **Huaquillas** (southern border) entries raised at the end of July up to a daily average of 52,5 and then showed a slight decrease to barely constant averages between 37,5 from 2 August to 4th and 31,5 from 25 September to 28 (ibid.).

PROYECTED ON-FOOT MIGRANT FLOWS



Source: DTM Flow Monitoring Registry. IOM Ecuador, July-September 2023.

From 3 July to September 28, migrant flows at Tulcán were largely composed by family groups with an average household size of 3,7 for inflows and 4,4 for outflows.

Half of the inflows at Huaquillas were family groups.

Migrant flows observed at Lago Agrio were the oldest on average: 34,4 and 32,8 years old for inflows and outflows, respectively (ibid.).

MIGRANT FLOW DESCRIPTIVE DATA

	Average age (years)	Travelling in family groups (%)	Family groups composition	
			Average persons	Average children

HUAQUILLAS (SOUTHERN BORDER)

Entries	29,5	54,1	1,9	1,5
Exits	30,6	38,3	1,8	1,3

Source: DTM Flow Monitoring Registry. IOM Ecuador, July-September 2023.



LARGE MOVEMENTS IN THE AMERICAS

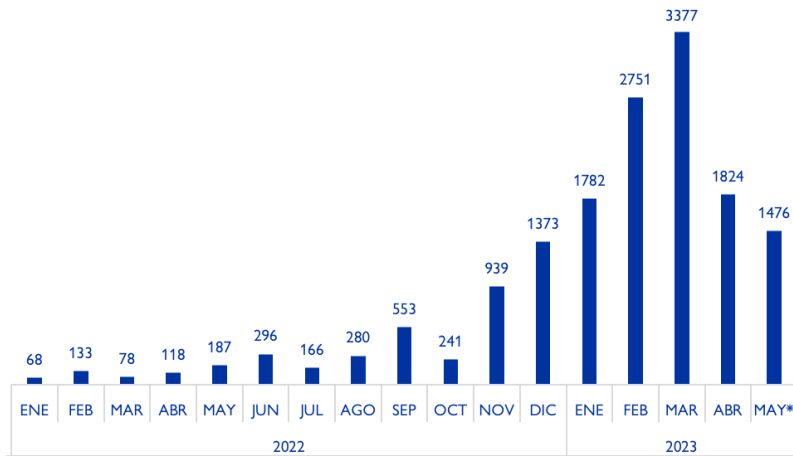
ECUADOR

ECUADORIANS WITH INTENTION TO MIGRATE WITHIN A YEAR DESCRIPTIVE DATA

<b>33,3 years</b> Average age	<b>38,1%</b> Married or de facto union	<b>33,5%</b> College or graduate degree	<b>24,3%</b> Unemployed
<b>Reasons of intention to migrate:</b>	<b>55,6%</b> Seeking labor opportunities	<b>55,6%</b> Seeking labor opportunities	<b>55,6%</b> Seeking labor opportunities

- From August 1 to 10, IOM Ecuador carried out a pilot module of a Mixed Flow Monitoring Survey which collected information about intentions to migrate of diverse nationalities and Ecuadorian population (DTM Ecuador, August 2023).
- 76 per cent of Ecuadorians which have intentions to migrate in the following 12 months are between 18 and 39 years old.
- Intention to migrate to the United States of Ecuadorian population is about 57 per cent, followed by other destination countries such as Spain (14%), Canada (5%), Italy (4%), Argentina (4%), Chile (2%), Colombia (2%), and Mexico (1%) (ibid.).

ECUADORIAN DEPORTEES RECEIVED BY GOVERNMENT OF ECUADOR

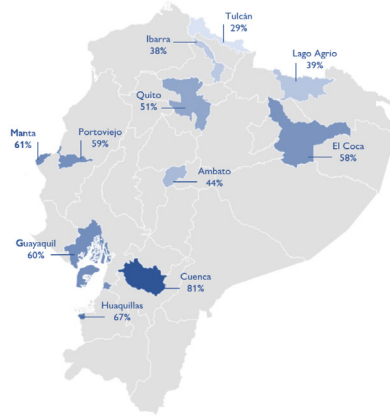


Source: Internal report by migration authorities. Ministerio del Interior (Ecu.). 2023

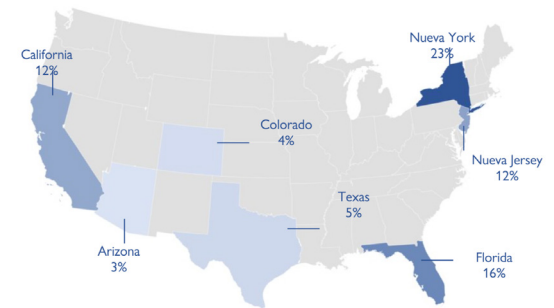
Ecuadorian deportees from different countries received by Ecuadorian migration authorities raised significantly between July and September.

As well, encounters reported by Mexican and USA authorities increased dramatically during the reporting period.

ECUADORIAN INTENTION TO MIGRATE TO THE USA BY CITY (PERCENTAGE)



ECUADORIAN MAIN INTENDED DESTINATIONS IN THE USA (TOTAL PERCENTAGE)



Source: DTM Mixed Flow Monitoring Survey – Pilot Module. IOM Ecuador, August 2023.

- As intention to migrate to the USA among Ecuadorian population is 57 per cent, by cities this share is the highest at Cuenca (81%) and the lowest at Tulcan (29%).
- Main state of intended destination within the USA for Ecuadorian population is New York (23%).





LARGE MOVEMENTS IN THE AMERICAS

ECUADOR

Keeping with monitoring results from the DTM Flow Monitoring Registry of on-foot migrant flows, in the reporting period from 3 July to 28 September, on-foot migrant flow observed at Huaquillas was predominantly Venezuelans: 88,4 per cent and 79,9 per cent for inflows and outflows, respectively (DTM Ecuador, July-September 2023).

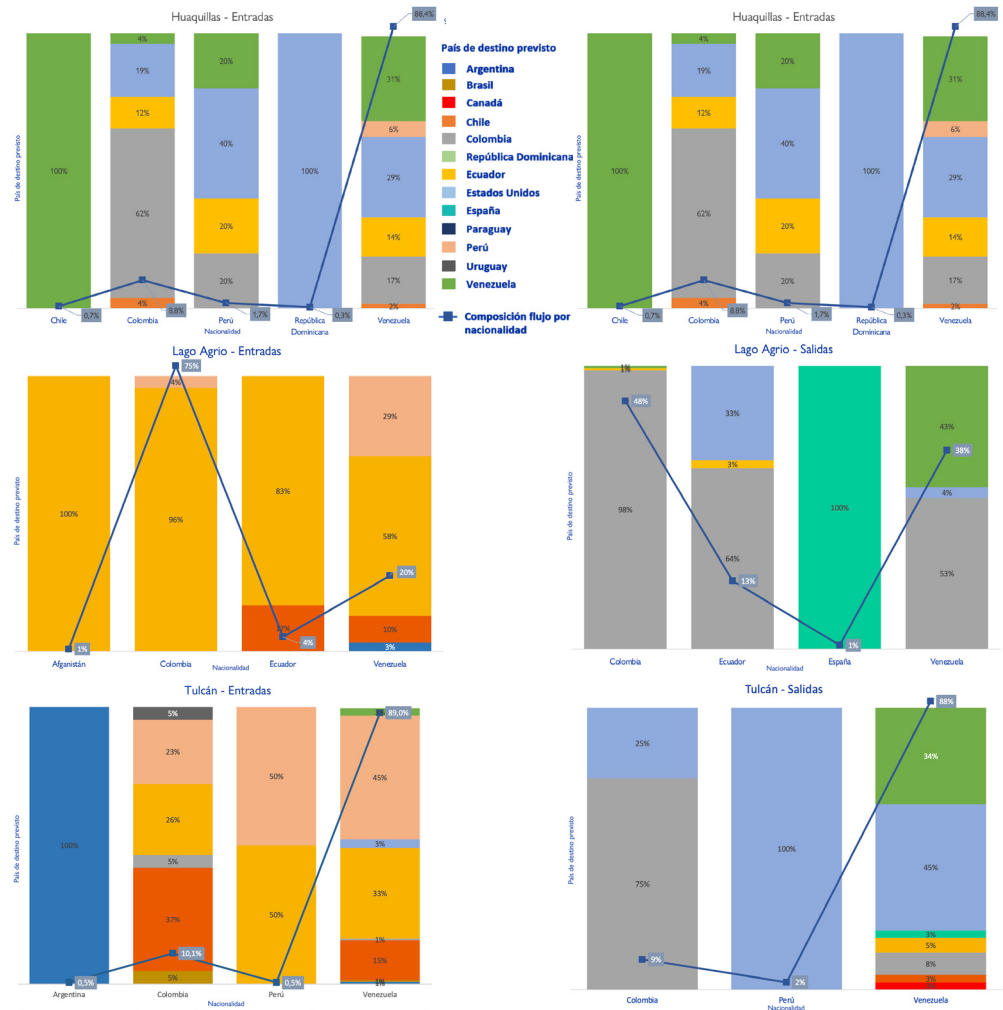
- Venezuelans entering at Huaquillas were heading 31 per cent towards Venezuela, 29 per cent to the United States and 14 per cent intended to stay in Ecuador.
- Also of Peruvian and Colombian inflows, 40 per cent and 19 per cent, respectively, were heading towards the United States.
- Outflows at Huaquillas predominantly intend to get to Chile and Peru; also an Afghan group – nearly 0,7 per cent of the total sample – was observed heading towards Chile (ibid.)

On-foot inflows at Lago Agrio are predominantly composed by Colombians (75%) while outflows are composed by 48 per cent Colombians and 38 per cent Venezuelans.

- The most referred intended destination of inflows at Lago Agrio is Ecuador (58 per cent of Venezuelans entering referred that destination).
- Considering outflows, a 13 per cent of the total observed sample were Ecuadorians, of which a 33 per cent were heading towards the United States (ibid.).

At Tulcan also the largest group observed was of on-foot Venezuelan migrants, both at inflows (89%) and outflows (88%). Ecuador fue señalado como país de destino final por el 26 por ciento de los colombianos, el 50 por ciento de los peruanos y el 33 por ciento de los venezolanos que ingresaron a través de Tulcán.

MIGRANT FLOW COMPOSITION AND DESTINATION BY NATIONALITY



Source: DTM Flow Monitoring Registry. IOM Ecuador, July-September 2023.



LARGE MOVEMENTS IN THE AMERICAS

COLOMBIA IRREGULAR EXITS FROM NECOCLÍ (COLOMBIA) TO PANAMA

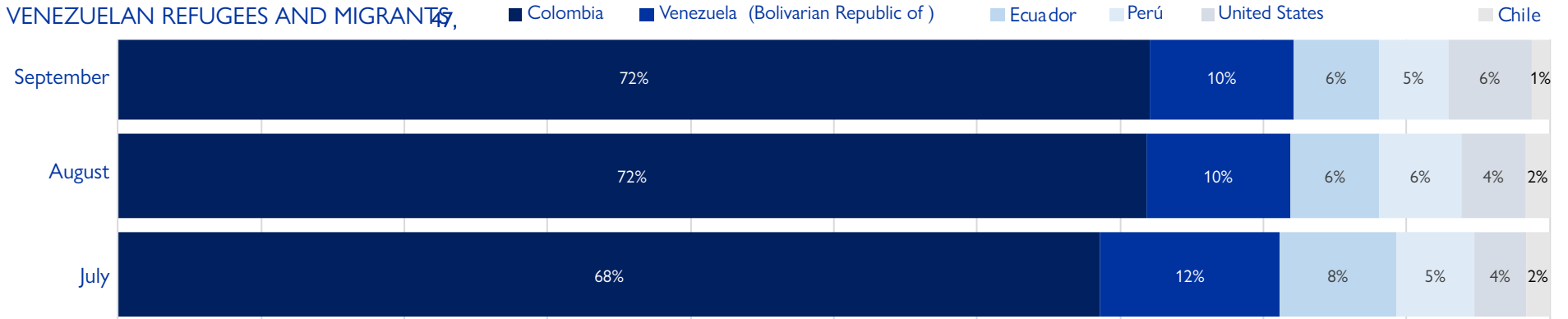


Source: R4V, 2023.

The average weekly departures during the first 13 days (July 1-13) was 1,238, a number lower than the average recorded between September 1-13, which was 1,675.

Venezuelans, Haitians, and Ecuadorians are the most significant nationalities using maritime companies to cross into Panama. Between July and September, 136,374 departures have been recorded.

DESTINATION COUNTRIES FOR VENEZUELAN REFUGEES AND MIGRANTS



Source: Registry of Beneficiary Entries in Shelters and Puntos de Orientación y Referenciación (PRO) in Colombia, IOM Colombia, 2023.

A total of 47,479 refugees and migrants were surveyed between July and September who were staying in shelters in Colombia and those attended to at the Reference and Guidance Points (PRO for its acronym in Spanish).

Based on the surveys, during the month of September, the percentage of people expressing their intention to stay in Colombia remained constant. There was a two-percentage point increase in the intention to head to the United States between August and September. On the other hand, there has been a decrease in the mobility intention towards Chile and Ecuador throughout the quarter.



LARGE MOVEMENTS IN THE AMERICAS

# BOLIVARIAN REPUBLIC OF VENEZUELA:

TRENDS 3RD QUARTER OF 2023



## EMIGRATION (OUTFLOWS)

MAIN MOTIVATIONS TO MIGRATE (MULTIPLE CHOICE)

\*THE RESPONSE PERCENTAGES CAN ADD UP TO MORE THAN 100%



In the third quarter of 2023, the main motivation for migration continues to be the search for better job opportunities. In addition, also a significant percentage of the reasons include family reunion and personal matters; followed by access to services and resources

## HEALTH AND HUMAN MOBILITY:

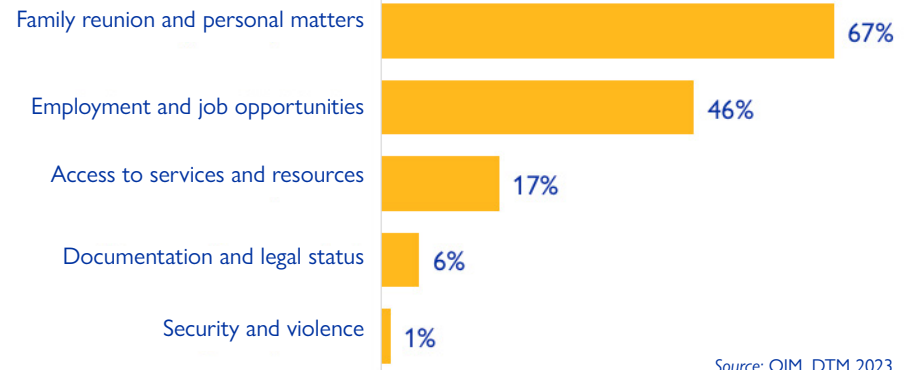
- **Medical care:** 15 per cent of people on the move needed medical care during their trip.
- Type of service required self-reported by people on mobility: First aid (41%), urgent or emergency care (37%), control of chronic diseases (16%), among others.

Source: OIM, DTM 2023.

## RETURNS (INFLOWS)

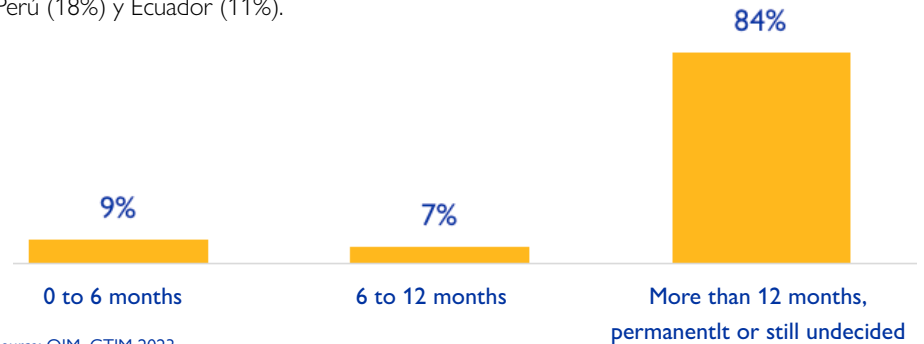
MAIN MOTIVATIONS TO RETURN (MULTIPLE CHOICE):

\*THE RESPONSE PERCENTAGES CAN ADD UP TO MORE THAN 100%



## INTENTION TO STAY IN VENEZUELA

Prevalece el reencuentro familiar y asuntos personales como la causa principal de retorno; esto sugiere que la motivación personal y las conexiones familiares son factores clave en la decisión de volver. Colombia es el principal país de donde regresan, con un 61 por ciento, seguido por Perú (18%) y Ecuador (11%).



84 percent of returnees express intentions to remain in Venezuela for more than a year. This represents an increase of 9 percentage points compared to the first half of this year.

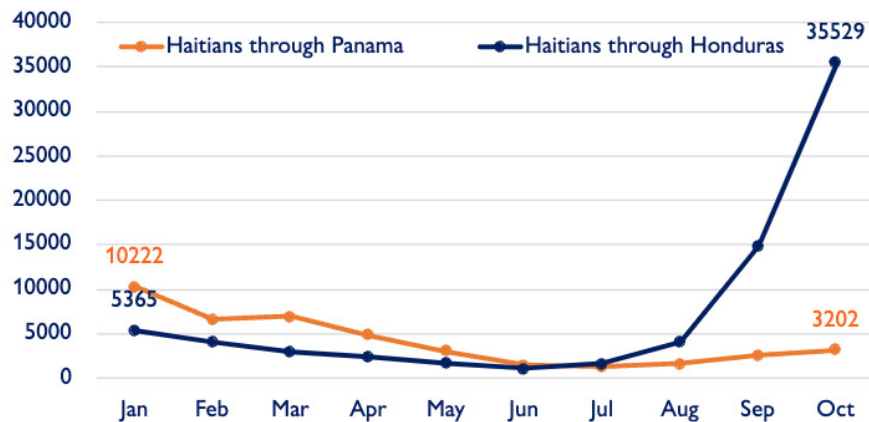
Sources: Interagency Mobility Group (IMG). (2023). Migration Context - 3rd Quarter: GTIM Venezuela, July 2023 - September. Caracas  
International Organization for Migration (2023). Survey of Health Services Needs for People on Mobility. DTM Venezuela 2023 Round 3. Caracas.



LARGE MOVEMENTS IN THE AMERICAS

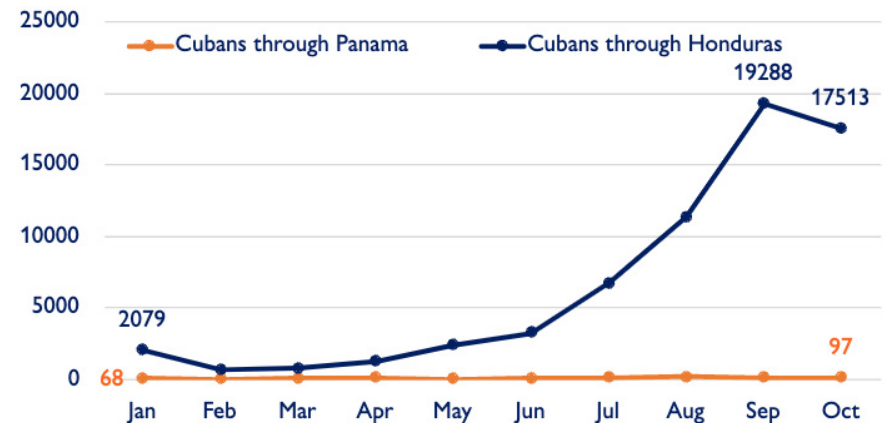
MAIN CARIBBEAN NATIONALITIES IN TRANSIT THROUGH CENTRAL AMERICA

HAITIAN PEOPLE IN IRREGULAR TRANSIT THROUGH PANAMA AND HONDURAS, JANUARY TO OCTOBER 2023.



Haitians in irregular transit presented a decreasing trend in the flow from January to June 2023, both in Panama and Honduras. However, from July to October traffic growth in Honduras has been exponential while in Panama it is linear with a decreasing trend. The total transit figures for the year reflect that transit in Honduras of 73,540 Haitians significantly exceeds that of Panama with 41,489 Haitians as of October 2023.

CUBANS PEOPLE IN IRREGULAR TRANSIT THROUGH PANAMA AND HONDURAS, JANUARY TO OCTOBER 2023.



In the case of Cubans, transit in Panama is relatively low compared to Honduras, which has grown exponentially since February 2023. While 959 Cubans have passed through Panama, as of October 2023, 65,301 have passed through Honduras.

Source:  
National Migration Service of Panama, [Irregular transit in Panama-Colombia border](#), (Oct, 2023).  
National Institute for Migration, [Irregular Migration Flow Statistics Dashboard](#), (Oct, 2023).



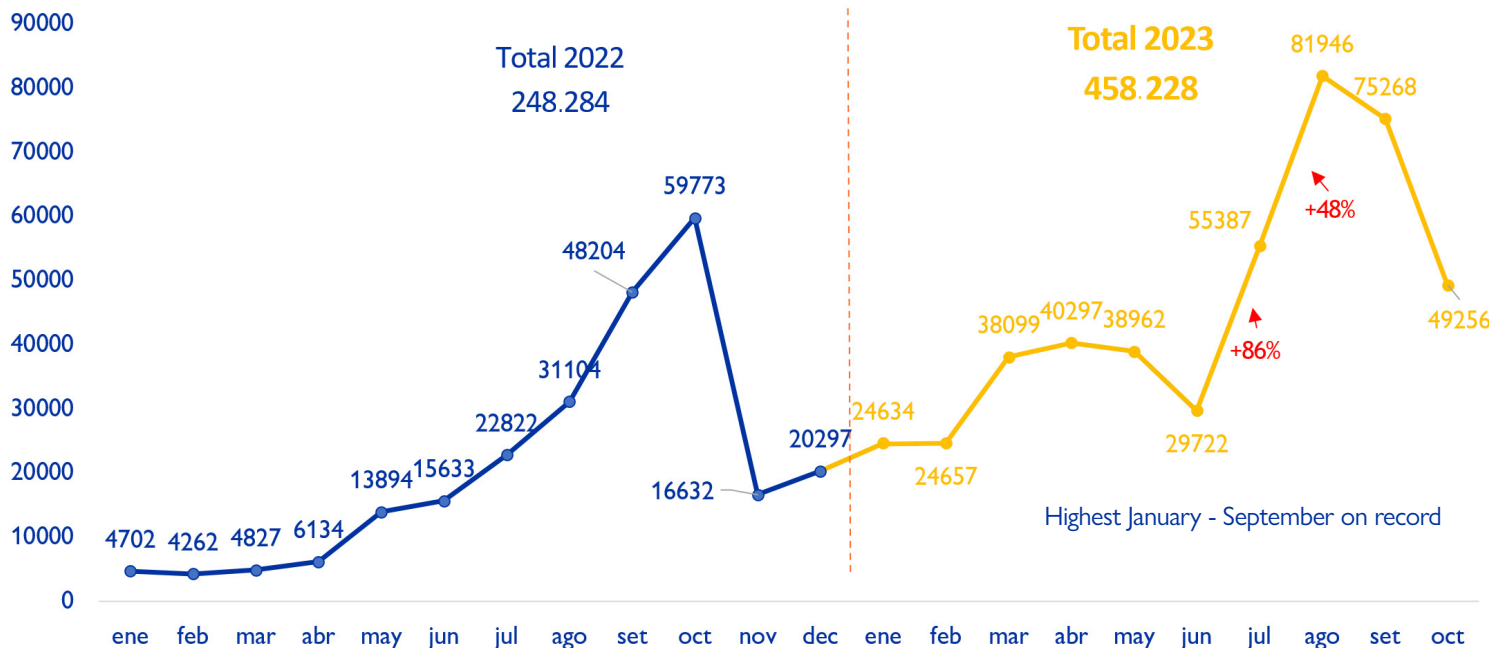
LARGE MOVEMENTS IN THE AMERICAS

# PANAMA

IRREGULAR ENTRIES THROUGH THE BORDER WITH COLOMBIA 2022 AND 2023 (JANUARY - OCTOBER)

From July to September 2023, **2,311 average daily entries are recorded**, and 46% of the year's migratory flow has passed.

As of September, the interannual **flow increased by 85% of the total registered in 2022.**



Fuente: Servicio Nacional de Migración de Panamá, Tránsito irregular en frontera Panamá-Colombia, s.f. [Noviembre de 2023].

## DEMOGRAPHIC PROFILE 2022 – 2023 (JAN-OCT)

**ADULTS**

Entries 2023 (JANUARY - OCTOBER): **78%** (358.233) ▲

Entries totales 2022: **84%** (207.846)

**CHILDREN AND ADOLESCENTS**

Entries 2023 (JANUARY - OCTOBER): **22%** (99.995) ▲

Entries 2022: **16%** (40.438)

Source: National Migration Service of Panama, Irregular transit in Panama-Colombia border, s.f. [November 2023].

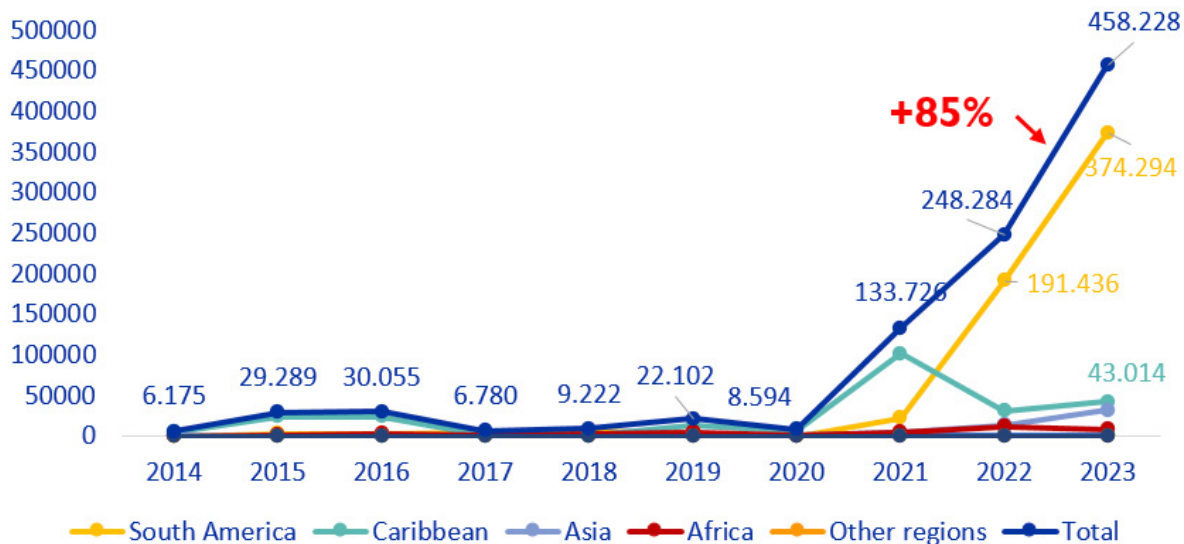


LARGE MOVEMENTS IN THE AMERICAS

# PANAMA

IRREGULAR ENTRIES THROUGH THE BORDER WITH COLOMBIA, BY REGION OF ORIGIN, 2014 – 2023 (JANUARY – OCTOBER)

According to Panamanian authorities from the beginning of the year, to October 31, through the Darien Province 458,228 irregular migrants have crossed (294,598 Venezuelans, 51,129 Ecuadorians, 41,489 Haitians, 18,501 Chinese, 15,897 Colombians, 5,090 Chileans,). In October only so far it has been 49,256.



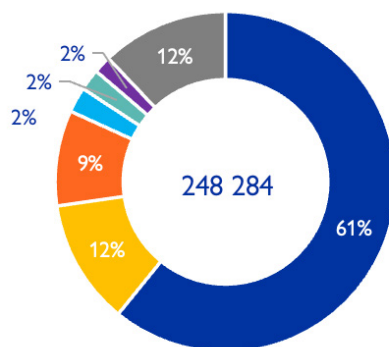
Source: National Migration Service of Panama, Irregular transit in Panama-Colombia border, s.f. [November 2023].

## MAIN COUNTRIES OF ORIGIN 2023 (JANUARY – OCTOBER) AND 2022

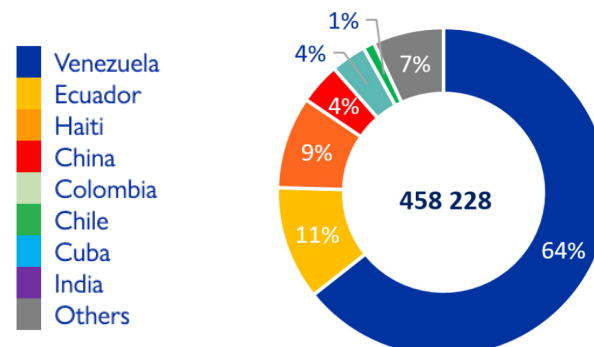
By September, Venezuelans 64%, Ecuadorians 11% and Haitians 9% are the 3 main nationalities in Darien. Cubans no longer constitute a large flow of migrants compared to other nationalities.

Source: National Migration Service of Panama, Irregular transit in Panama-Colombia border, s.f. [November 2023].

## MAIN COUNTRIES OF ORIGIN IN 2022



## MAIN COUNTRIES OF ORIGIN IN 2023





LARGE MOVEMENTS IN THE AMERICAS

# HONDURAS

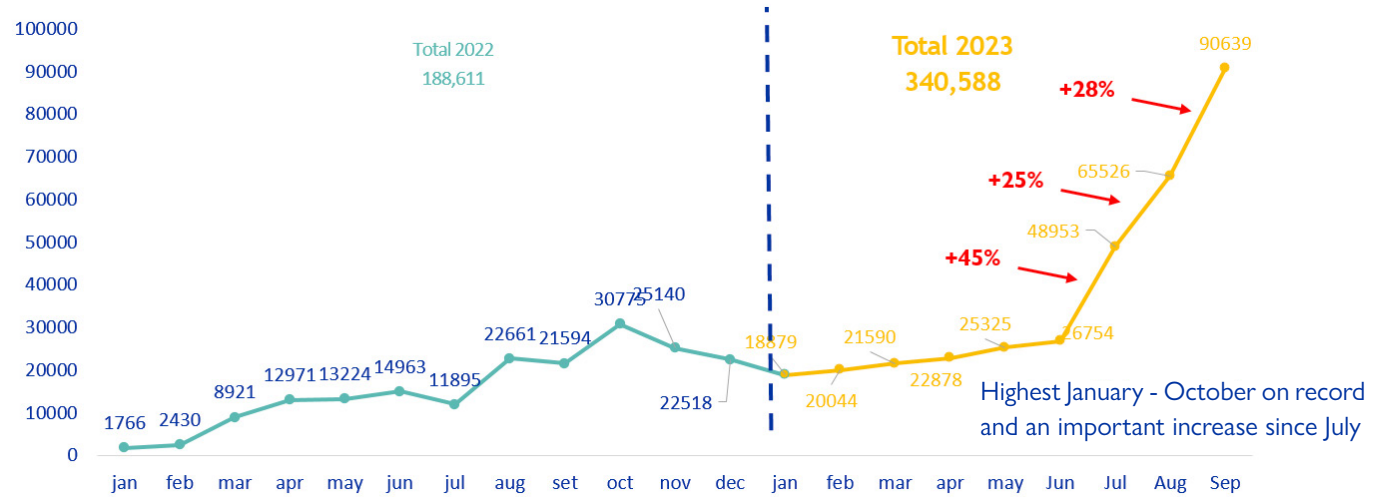
IRREGULAR ENTRIES TO HONDURAS  
FROM NICARAGUA 2022 AND 2023  
(JANUARY - OCTOBER)

In the last four months, **69% of the year's migratory flow** has passed.

There are **3,291 average daily** entries recorded in October 2023 alone.

As of October, the **interannual flow increased by 134%** of the total registered in 2022

Source: National Institute for Migration, [Irregular Migration Flow Statistics Dashboard](#), (Nov, 2023).



## DEMOGRAPHIC PROFILE 2022 – 2023 (JAN-OCT)

**ADULTS**

Entries 2023 (JANUARY - OCTOBER): **81%** (353.854) ▲

Entries 2022: **80%** (151.389)

**CHILDREN AND ADOLESCENTS**

Entries 2023 (JANUARY - OCTOBER): **19%** (88.675) ▲

Entries 2022: **20%** (37.469)

Source: National Institute for Migration, [Irregular Migration Flow Statistics Dashboard](#), (Nov, 2023).



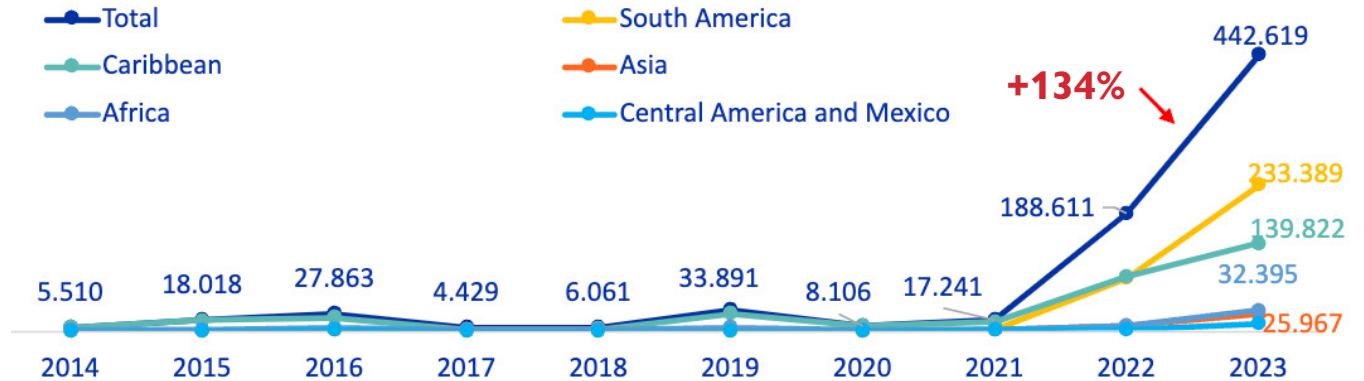
LARGE MOVEMENTS IN THE AMERICAS

# HONDURAS

## IRREGULAR ENTRIES TO HONDURAS FROM NICARAGUA 2022 AND 2023 (JANUARY - OCTOBER)

As of October 2023, according to Honduran authorities, 442,596 irregular entries have been registered, with a linear monthly increasing trend from January to June 2023, since July the increase is exponential, which represents an increase of 134% with respect to total income 2022. The main nationalities are Venezuelans (188,646), Haitians (73,810), Cubans (65,301), and Ecuadorians (39,037). In October 2023 alone, 102,008 people entered irregularly, the highest month recorded so far.

## IRREGULAR ENTRIES TO HONDURAS FROM NICARAGUA, BY REGION OF ORIGIN, 2014 – 2023 (JANUARY- OCTOBER)

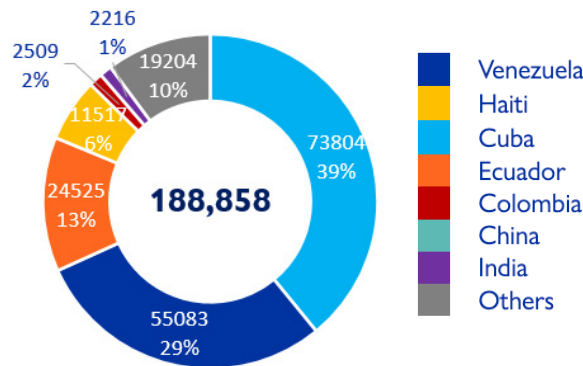


Source: National Institute for Migration, [Irregular Migration Flow Statistics Dashboard](#), (Nov, 2023).

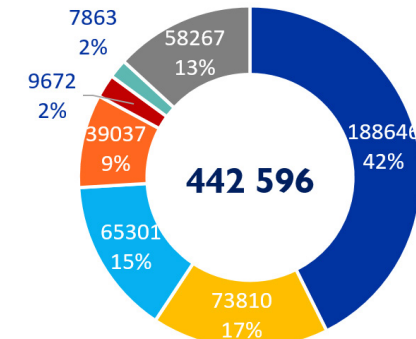
## MAIN COUNTRIES OF ORIGIN 2022 AND 2023 (JANUARY - OCTOBER)

By September, Venezuelans 45%, Cubans 14%, Haitians and Ecuadorians are 11% each, these nationalities are the 81% of the total flow in transit for Honduras.

### MAIN COUNTRIES OF ORIGIN IN 2022



### MAIN COUNTRIES OF ORIGIN IN 2023



Source: National Institute for Migration, [Irregular Migration Flow Statistics Dashboard](#), (Nov, 2023).



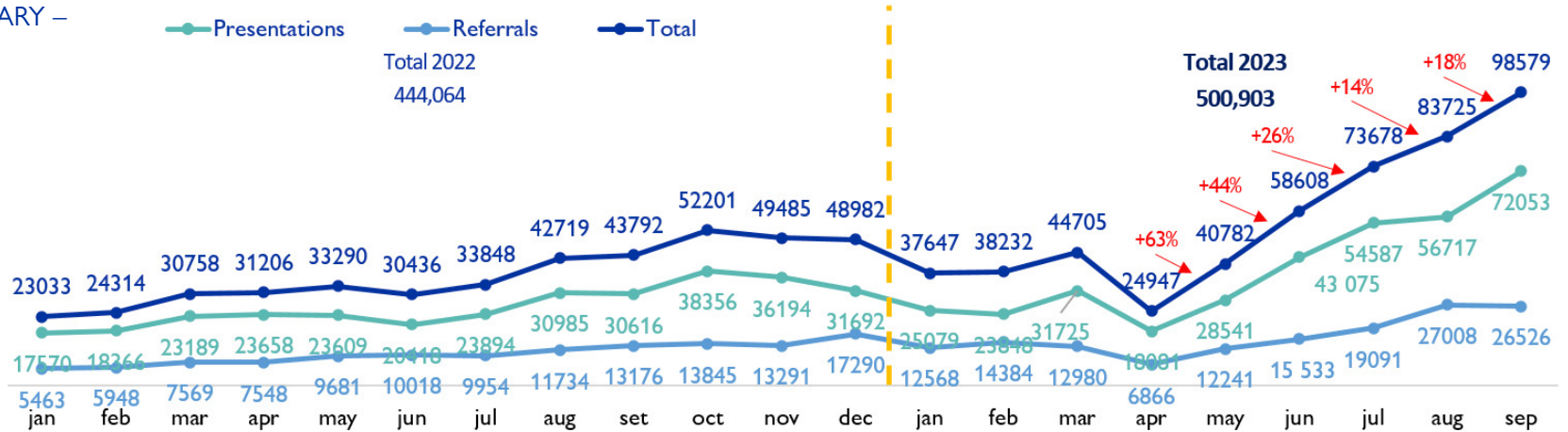


LARGE MOVEMENTS IN THE AMERICAS

# MÉXICO

TOTAL EVENTS OF MIGRANTS WITH IRREGULAR SITUATION 2022- 2023 (JANUARY – SEPTEMBER)

Strong increase in presentations and referrals, doubling in one month, from April to May and with an upward trend until September 2023.



Source: Immigration Policy Unit (IPU), Statistics Report (October, 2023).

TOTAL OF PRESENTATIONS AND REFERRALS, 2023 **500.903** ▲ (JANUARY - SEPTEMBER):

**Presentations:** events of adult migrants who entered the National Migration Institute (INM) migration stations under the administrative procedure of “presentation” for not providing supporting proof of their migration status.

**79%**  
278.669  
**Men**

**21%**  
75.260  
**Women**

PRESENTATIONS AND REFERRALS, 2022: **444.064**

**Referrals:** events of migrants referred by the National Migration Institute to shelters of the Network for the Comprehensive Family Development (DIF), for whom an administrative procedure was initiated as they did not have proof of their migratory status. Events involving minors or persons with specific protection concerns.

**20%**  
14.760  
**Men**

**27%**  
20.810  
**Women**

**28% (20.678) Boys**  
**25% (17.952) Girls**

Source: Immigration Policy Unit (IPU), Statistics Report (October, 2023).



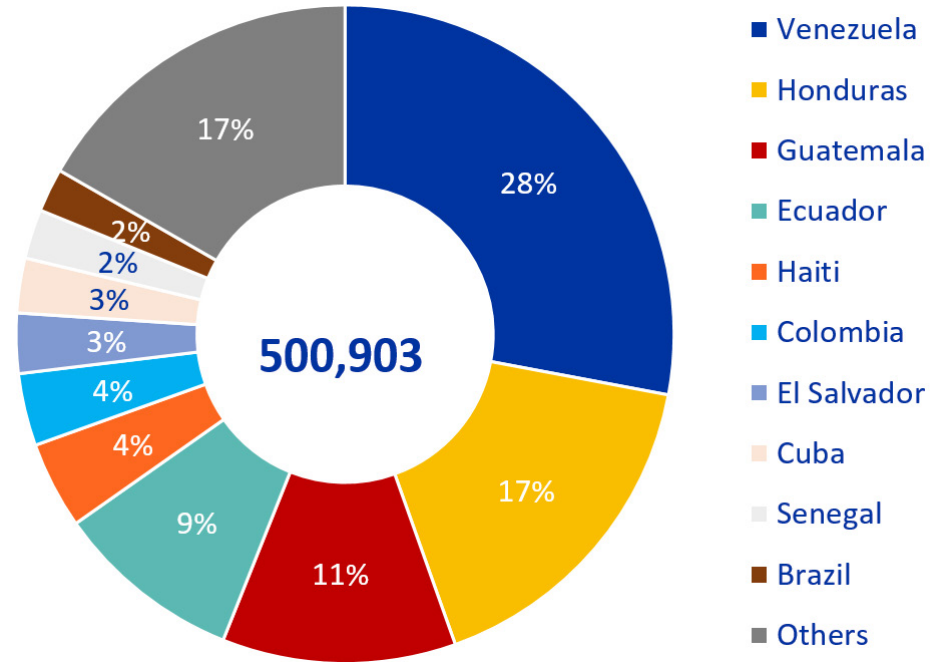
LARGE MOVEMENTS IN THE AMERICAS

# MEXICO

MAIN COUNTRIES OF ORIGIN OF PRESENTATIONS AND REFERRALS, 2023 (JANUARY - SEPTEMBER)



Accompaniment to migrants at the entrance of the border bridge between Mexico and the United States. Alejandro Cartagena / IOM 2022. © IOM 2022



From July to September, 51% of the total flow so far this year has been registered. In September alone, 20% of the total entered, which represents a daily transit of 3,286 migrants on average.

By September 2023, the Venezuelans 140,225, Hondurans 83,346, Guatemalans 57,603, Ecuadorians 46,217, and Haitians 21,440, are the main nationalities in transit through Mexico. These nationalities represent 70% of migrants in irregular transit.

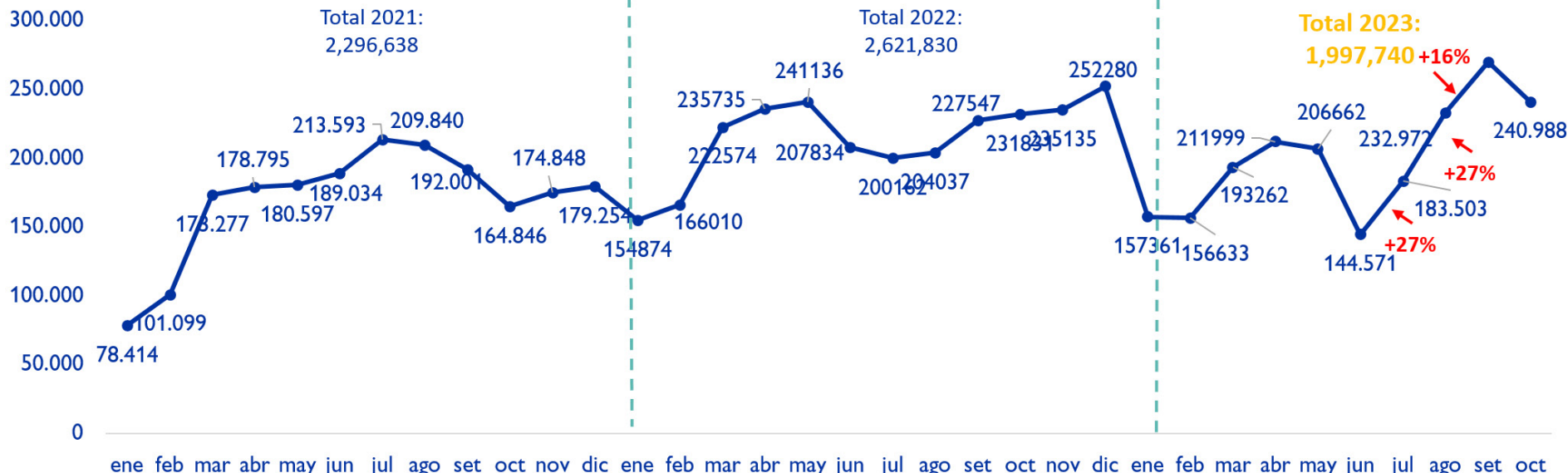
Source: Immigration Policy Unit (IPU), [Statistics Report](#) (October, 2023).



LARGE MOVEMENTS IN THE AMERICAS

# UNITED STATES

UNITED STATES SOUTHWEST LAND BORDER ENCOUNTERS, 2021-2023 (JANUARY - OCTOBER)



- September 2023 is the highest month in the data record, it represents 8,991 daily encounters.
- 18% (358,037) occurred under Title 42 since January.
- 82% (1,639,649) occurred under Title 8 since January
- The total number of encounters up to October 2023 (1,997,686) is 4 per cent below that of October 2022. There is a growing trend from July to September 2023.

Encounter data includes US Border Patrol (USBP) Title 8 Apprehensions, Office of Field Operations (OFO) Title 8 Inadmissions, and Title 42 Expulsions. Since March 21st, 2020, expulsions under Title 42 began to be applied, meaning that migrants in irregular status detected by the immigration authorities were deported to the last country of immediate transit or their country of origin due to public health considerations. Title 42 expired on May 11th, 2023.

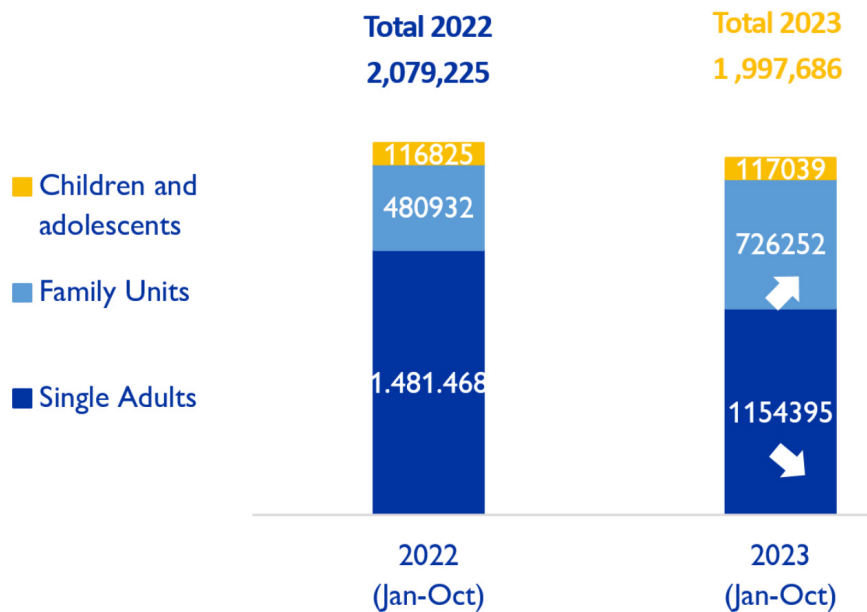
Source: U.S. Customs and Border Protection, [Southwest Land Border Encounters](#), (Noviembre, 2023)



LARGE MOVEMENTS IN THE AMERICAS

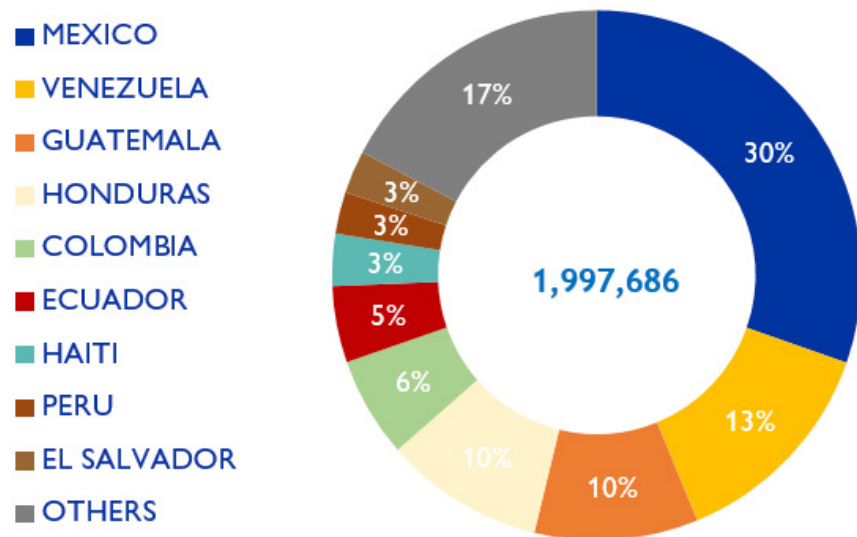
# UNITED STATES

UNITED STATES SOUTHWEST LAND BORDER ENCOUNTERS, 2022 (JANUARY - OCTOBER) – 2023 (JANUARY - OCTOBER)



At the demographic group level, there are more and more families traveling together. While in 2022 they made up 23% of the flow, by October 2023 they are 36% of the total encounters. This demonstrates a change in the trend of previous years in which family flows were lower.

MAIN COUNTRIES OF ORIGIN IN UNITED STATES SOUTHWEST LAND BORDER ENCOUNTERS IN 2023 (JANUARY - OCTOBER)



For October, Mexicans 30%, Venezuelans 13%, Guatemalans 10% and Hondurans 10%, are the nationalities that together account for 63% of the total encounters on the southwest land border.

Source: U.S. Customs and Border Protection, Southwest Land Border Encounters, (Noviembre, 2023)





GLOBAL DATA INSTITUTE  
GLOBAL MIGRATION  
DATA ANALYSIS CENTRE



# MIGRATION TRENDS IN THE AMERICAS

IOM REGIONAL OFFICE IN SAN JOSE, COSTA RICA  
IOM REGIONAL OFFICE IN BUENOS AIRES, ARGENTINA  
OFFICE OF THE SPECIAL ENVOY FOR THE REGIONAL  
RESPONSE TO THE SITUATION IN VENEZUELA

JULIO - SEPTIEMBRE DE 2023

## ABOUT IOM REGIONAL DATA HUBS

The RDH was established in September 2020 in IOM's Regional Office for Central America, North America and the Caribbean, with the purpose of operationalizing and implementing IOM's institutional [Migration Data Strategy](#) in the region.

The RDH provides support to IOM Country Offices, as well as to Member States, civil society organizations and other key stakeholders in the region in order to build activities related to migration data and information management.

The three main objectives of the Data Hub, aligned with the Migration Data Strategy, are the following:

**Objective 1** Strengthen the global evidence based on migration.

---

**Objective 2** Develop the capacities of States and other relevant partners to enhance the national, regional and global migration.

---

**Objective 3** Ensure more evidence-based IOM- and United Nations system-wide programming, operations, policy advice and communications.

The RDH activities are aligned with the commitments made in various international frameworks, including the Global Compact for Safe, Regular and Orderly Migration (GCM), in particular its Objective 1: "Collect and utilize accurate and disaggregated data as a basis for evidence-based policies", as well as the goals and indicators of the Sustainable Development Goals (SDGs), including, for example, Target 10.7: "facilitate safe, orderly and regular migration and mobility of persons, including by way of the implementation of well-planned and managed migration policies) and Target 17.18: "... increase significantly the availability of high-quality, timely and reliable data disaggregated by income, gender, age, race, ethnicity, migratory status..."

## CONTACT

International Organization for Migration (IOM) Regional Office for Central America, North America and the Caribbean, San Jose, Costa Rica

### **Regional Data Hub (RDH)**

Email: [rosanjosermdu@iom.int](mailto:rosanjosermdu@iom.int)

Website: <https://rosanjose.iom.int/es/datos-y-recursos>

International Organization for Migration (IOM) Regional Office for South America Buenos Aires, Argentina

### **Regional Data Team (RDH, in Buenos Aires, Argentina)**

Email: [smelde@iom.int](mailto:smelde@iom.int)

Website:

Office of the Special Envoy for the Regional Response to the Situation in Venezuela (OSE) Panama City, Panama

Website: <https://respuestavenezolanos.iom.int/>