

MIGRATION TRENDS IN THE AMERICAS

IOM REGIONAL OFFICE IN SAN JOSE, COSTA RICA
IOM REGIONAL OFFICE IN BUENOS AIRES, ARGENTINA
OFFICE OF THE SPECIAL ENVOY FOR THE REGIONAL RESPONSE TO THE SITUATION IN VENEZUELA

FEBRUARY 2023

WHAT IS THE MIGRATION TRENDS REPORT?

Migration Trends in the Americas provides the latest updates on data available on migration dynamics on the continent. While the report does not claim comprehensiveness, it features changes and continuities at national level, to help expand the evidence base for decision-making on migration. The report is mostly based on public data sources available regularly, integrating IOM's proper sources and methodologies, and seeks to address the information needs of governments, donors, UN Agencies, academia and civil society, instead of being an information product on all migration information in the Americas.

IOM | MIGRATION TRENDS IN THE AMERICAS
| FEBRUARY 2023

OBJECTIVES OF THE
GLOBAL COMPACT
FOR MIGRATION
(GCM)



CONTENTS

SUMMARY	2
LARGE MOVEMENTS IN THE AMERICAS	3
Brazil	3
Argentina	4
Uruguay	5
Paraguay	6
Plurinational State of Bolivia	7
Chile	8
Perú	9
Ecuador	11
Colombia	12
Panama	13
Honduras	14
Mexico	15
United States	16
RECENT DEVELOPMENTS IN US POLICY	17
REMITTANCES	18
RETURNS	19
El Salvador, Honduras and Guatemala	20
MISSING MIGRANTS	21
ABOUT THE REPORT	22

Large migration movements in the Americas showed a considerable increase during 2022 compared to previous years. The irregular entries in the land border between Panama-Colombia showed a year-to-year increase of 86% and a total of 248,284. The number of encounters in the southwest border of the United States increased by 27% (total 2,577,669) compared to 2021, with South Americans appearing for the first time among the main nationalities. Movements have increased because of the COVID-19 pandemic and its adverse economic effects, which have led both stranded and migrants residing in other countries on the continent previously to take dangerous journeys. Additional factors include real and perceived policy changes, exacerbating food insecurity, political instability and violence in countries of origin, and vulnerabilities related to environmental degradation and disasters amongst others. Smugglers have taken advantage of this situation and exploited migrants on the move.

In addition to irregular movements, the region also experienced an increase in regular movements between some countries. For example, from 2021 to 2022 there was a 21.8% increase in the number of H2-B visas granted to migrants for non-agricultural employment. The total number went from 87,047 H2-B visas at the end of 2021 to 106,016 by the end of 2022. During January and February 2023, 18,000 Venezuelan nationals and 12,000 Ecuadorian nationals entered Panama on a regular basis, mainly from air entry points.

The beginning of 2023 has also maintained this trend in most borders except the United States. Venezuelans play a leading role in the large movements in the Americas, driven by the complex situation in their country of origin and in transit countries. Other relevant nationalities in these large movements during 2022 and early 2023 have been Haitians, Cubans, Nicaraguans and Ecuadorians on their way to North America.

As of January 2023, 20% of the residences registered in Brazil corresponded to nationals from the Bolivarian Republic of Venezuela. In Uruguay, the largest migratory balance in the last five years is estimated for 2022, with a significant proportion of Venezuelans. Paraguay and the Plurinational State of Bolivia have shown themselves to be transit countries to the Southern Cone, especially Chile. In Uruguay, Peru and Colombia, inflows are higher than outflows, which may indicate a greater tendency to stay in these countries for a longer period.

In Central American countries, irregular entries increased significantly during 2022, both Panama and Honduras recorded record numbers of migrants at their border points. 2023, Panamanian authorities announced that between January and March 26, 78,585 migrants have transited irregularly through Panama from Colombia to the United States, of which 25,666 are Venezuelans, 21,804 are Haitians and 13,842 are Ecuadorians. The total number of encounters at the southwest border of the United States increased by 27% (total 2,577,669) compared to 2021, with a recompositing of the main nationalities, with a new significant participation of South American nationalities.

One of the events that had the greatest impact on migratory movements in these countries was the opening of the Humanitarian Regularization Program in the United States, which was initially aimed at Venezuelan nationals but was later extended to Haitian Cubans and Nicaraguans. The initiative agreed to process at least 30,000 travel authorizations per month. During the month of February of this year, 22,755 Cubans, Haitians, Nicaraguans and Venezuelans (including immediate family members, if applicable) were paroled into the country by CBP's Office of Field Operations through the parole processes established for Venezuelans in October. The numbers of Encounters at the US southwest border of nationals from these countries decreased since the announcement to January 2021 levels.

Remittance flows to Latin America and the Caribbean increased by 9% over the previous year in the latest estimates. The top countries in terms of remittance volume are Mexico (USD 60 billion), Guatemala (USD 18 billion) and the Dominican Republic (USD 10 billion). In contrast, the three countries with the highest weight of remittances in Gross Domestic Product are: Honduras (27%), El Salvador (24%) and Haiti (22%).

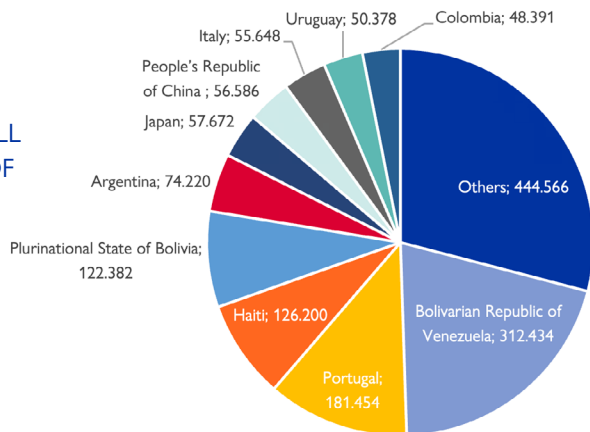
During 2022, returns to El Salvador, Honduras and Guatemala also increased, showing a year-on-year increase of 64% in 2022.

Finally, from January to December 2022 in North America, Central America, the Caribbean, and South America, there were 1,268 lives lost to migrants in migratory trajectories, corresponding to 232 women, 616 men, 91 minors, and 329 unidentified cases.

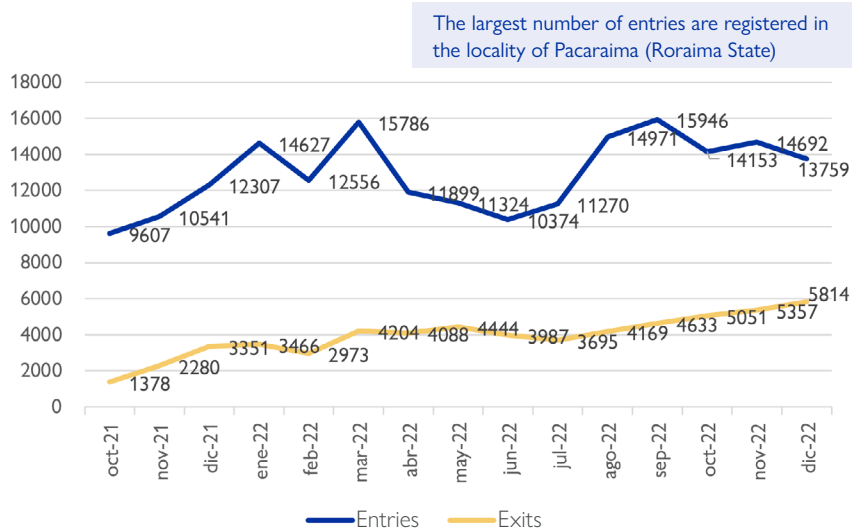
LARGE MOVEMENTS IN THE AMERICAS

BRAZIL

ACTIVE RESIDENCE REGISTRATION OF ALL NATIONALITIES AS OF JANUARY 2023



MONTHLY ARRIVALS AND DEPARTURES OF VENEZUELAN NATIONALS, BRAZIL 2021(OCTOBER - DECEMBER) - 2022 (JANUARY - DECEMBER)



Source: Prepared by OBMIGRA, based on data issued by the Federal Police, National Migration Registration System (SISMIGRA), January 2017 to December 2022

HUMANITARIAN RECEPTION:

VISAS AND RESIDENCE PERMITS:

The MJSP/MRE Interministerial Ordinance No. 24 of September 3, 2021 allows Afghan nationals, stateless persons and affected by a situation of serious or imminent institutional instability, serious violation of human rights or international humanitarian law, insofar as international humanitarian law in that country to request a visa or a temporary residence permit from the Brazilian government, which will be valid for one year. At the end of this period, it can be converted into a residence permit for an indefinite period of time.

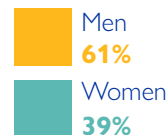
HUMANITARIAN VISA:

Being abroad, the visa can be requested at the Brazilian embassies in Islamabad, Tehran, Moscow, Ankara, Doha or Abu Dhabi and will guarantee the bearer the expectation of entering Brazil for 180 days. After arriving in Brazil, the Afghan bearer of the humanitarian visa has up to 90 days to register with the Federal Police and, with this, obtain his residence permit and his National Migratory Registration Card (CRNM).

AFGHAN MIGRATION

MIGRATORY REGULARISATION

- Between November 2021 and October 2022, 3,590 nationals from Afghanistan entered Brazil. 207 departures were recorded for the same period ([IOM Brazil, 2022](#)).
- 6,302 humanitarian visas were authorised between 3 September 2021 and 17 November 2022 ([Obmigra, 2022](#)).
- 1,527 Residence permits From September 2021 to October 2022 ([Idem](#)).
- In addition, 604 applications for refugee status recognition were received and a total of 98 Afghan refugees were recognized ([Idem](#)).



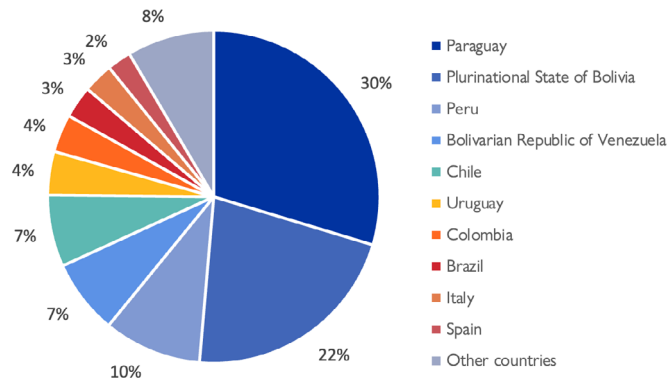
For more information on affected migration in Brazil, you can find the link: https://brazil.iom.int/sites/g/files/tmzbd11496/files/documents/Informe_MigracaoAfega_Set21-Out22.pdf

LARGE MOVEMENTS IN THE AMERICAS

ARGENTINA

CHARACTERISATION OF INTERNATIONAL MIGRATION IN ARGENTINA BASED ON ADMINISTRATIVE RECORDS

MAIN NATIONALITIES



Source: [CHARACTERISATION OF INTERNATIONAL MIGRATION IN ARGENTINA BASED ON ADMINISTRATIVE RECORDS](#), National Bureau of Migration (DNM in Spanish), November 2022 (1).¹⁴

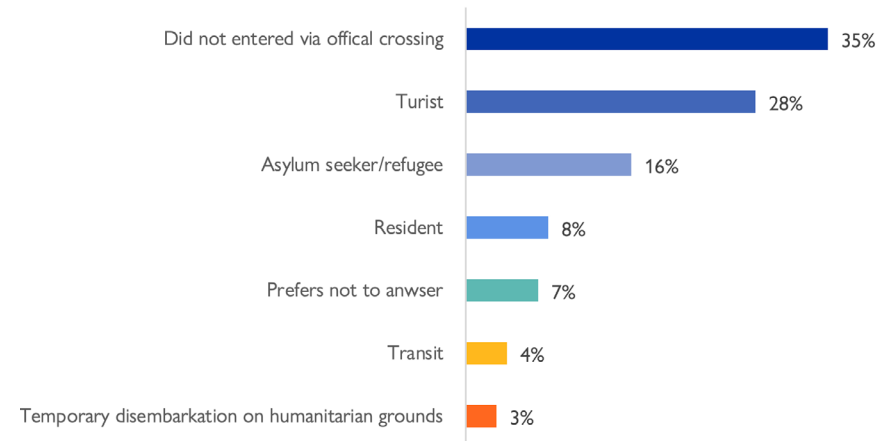
- As of August 2022, based on administrative records of persons with national identity cards (D.N.I.), a total of 3,033,786 persons born abroad have been identified. 51.7 per cent are women (1,568,350), and 48.3 per cent are men (1,465,430 men), only 6 persons have a DNI of non-binary gender.
- South Americans account for 87.1% of the total, reflecting the intraregional and cross-border nature of migration into Argentina, with Paraguay (30%), the Plurinational State of Bolivia (22%), Chile (7%), Uruguay (4%) and Brazil (3%) together accounting for 66 per cent of the total. Nationals from Peru, Bolivarian Republic of Venezuela and Colombia account for the remaining 21 per cent. People of European origin represent 6.3 per cent of the total ([DNP, 2022](#)).
- Migration from Italy and Spain, which have not seen a renewal in recent years, show ageing populations, especially Italians, and to a lesser extent the Chilean and Uruguayan populations.
- The most dynamic populations (Bolivia, Peru, Paraguay and Brazil) have more balanced structures. Migrants of Colombian and Venezuelan origin are mainly young adult populations ([DNP, 2022](#)).

¹⁴This category does not include persons with a DNI in process (precarious residence) or persons in a situation of documentary irregularity.

DTM – FLOW MONITORING SURVEYS AND MOBILITY TRACKING

- Based on 138 Venezuelan nationals reached by surveys at entry points in Argentina, 83 per cent of the population reached left the Bolivarian Republic of Venezuela in 2022, 9 per cent in 2021, 1 per cent in 2020, 4 per cent in 2019 and 3 per cent in 2018. In other words, these are mostly recent movements.
- 80 per cent of the population reached had the Republic of Argentina as the final destination of their journey (mainly the province of Buenos Aires and the Autonomous City of Buenos Aires), 17 per cent went to Uruguay, while the remaining 2 per cent went to Chile or Brazil.
- Among those looking to settle in Argentina, a large majority (65%) planned to do so for more than 12 months, while the remaining 35 per cent did not yet know.

MIGRATORY STATUS WHEN ENTERING ARGENTINA



Source: [Diagnostic of flow monitoring and mobility tracking ARGENTINA- MONITORING OF VENEZOLAN POPULATION, ROUND 12 – Entries, DTM, 2022](#).

- The quality of entry of the population surveyed (respondents and accompanying persons) -which is different from their migratory status as it refers to the moment of entry into the country- indicates that 35 per cent did not enter through official crossings and 16 per cent are asylum seekers/refugees. In addition, 28 per cent entered as tourists, 8 per cent as residents and 7 per cent preferred not to answer.

LARGE MOVEMENTS IN THE AMERICAS

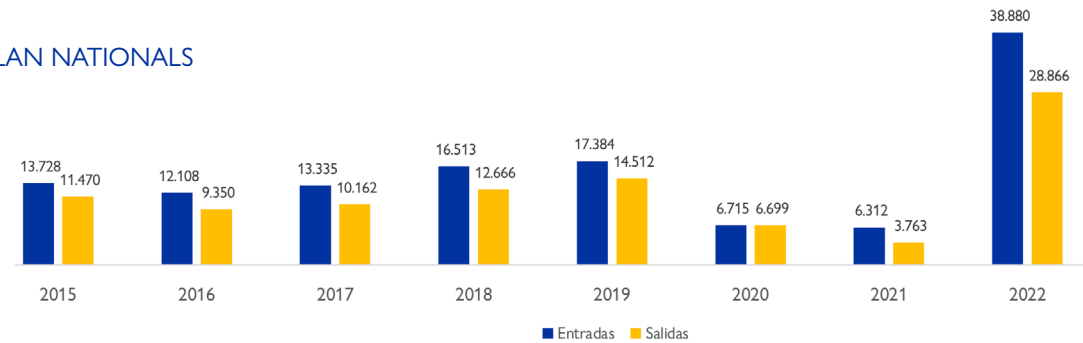
URUGUAY

MIGRATORY MOVEMENTS OF VENEZUELAN NATIONALS IN URUGUAY BY YEAR (2015-NOVEMBER 2022)

According to data prepared by IOM Uruguay based on official information provided by the National Directorate of Migration, there has been a notable recovery of migratory movements after the pandemic, where although the interruption of the dynamics of flows due to restrictions on mobility and border closures by COVID-19 during 2020 and 2021 is evident, in 2022 the largest migratory balance of other nationalities recorded in the last five years is estimated. Among the countries with the greatest presence in the last year, in addition to Venezuelans, nationals from Brazil, Argentina, Paraguay, Colombia, Peru, Chile, Bolivia and Ecuador are also expected to be present.

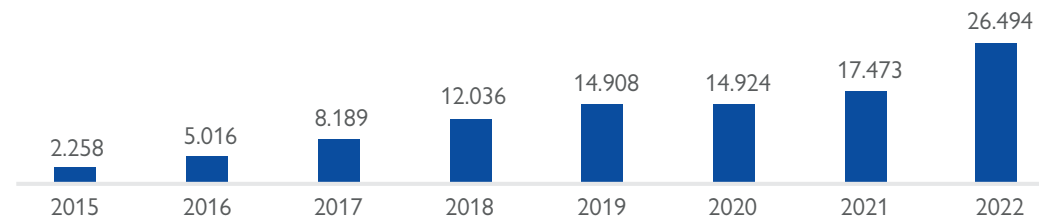
- The latest migration trends of Venezuelan nationals in the country describe one of the highest population growth rates in the sub-region (Argentina, Bolivia, Paraguay and Uruguay), surpassing pre-pandemic trends in migration movements.
- By December 2021, 17,473 Venezuelan nationals were estimated to be residing in the country, while by November 2022 - in a period of 11 months - that figure is estimated to have grown by more than a third to 26,494 nationals of Venezuela in Uruguayan territory.
- During 2019, a high incidence of migratory movements of Venezuelan nationals in Uruguay was observed; however, during 2022 (as of 30 November), this figure was surpassed and the highest number of entries and exits since movements were monitored was recorded, doubling the figures for 2019.

MIGRATORY MOVEMENTS OF VENEZUELAN NATIONALS



Source: R4V, 2022.

VENEZUELAN POPULATION IN URUGUAY BY YEAR (2015-NOVEMBER 2022)



Source: R4V, 2022.

LARGE MOVEMENTS IN THE AMERICAS

PARAGUAY

ENTRY AND EXIT OF FOREIGNERS AND NATIONALS TO AND FROM THE COUNTRY BY OFFICIAL CROSSINGS

- In December 2022, 138,338 resident and non-resident foreigners entered Paraguay, and 179,477 left, with non-resident foreigners accounting for 95 per cent of the total movement of foreigners.
- In December 2022, the main destinations declared by foreigners (resident and non-resident) categories were Brazil and Argentina (and Uruguay for resident foreigners and the United States for non-residents), showing the importance of border and sub-regional mobility, especially by land, since 70 per cent of the declared departures were to Argentina, and in second place to Brazil.

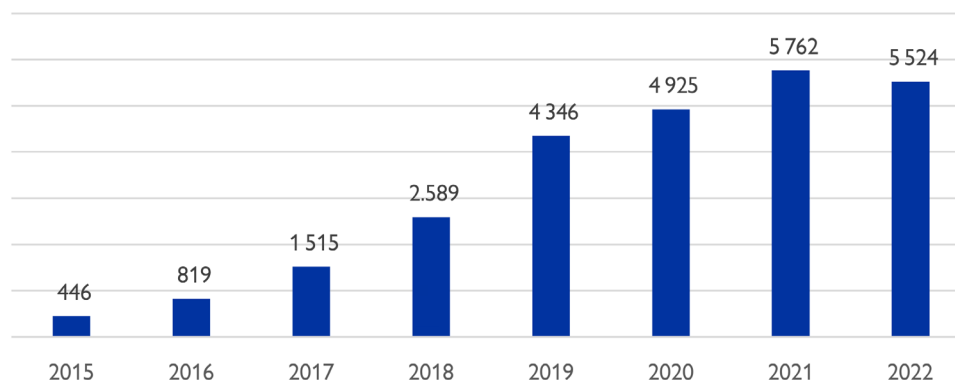
Exits from the country / mains declared destinations (december 2022)			
Destinations	Resident Foreigners	Destinations	Non-resident foreigners
Argentina	4,211	Argentina	139940
Brazil	2,053	Brazil	16120
Uruguay	446	United States of America	2262
United States of America	404	Bolivia	1618
Spain	388	Chile	1326
Bolivia	366	Colombia	1279
Chile	304	Spain	1122
Germany	281	Peru	964
Colombia	240	Uruguay	932
Peru	200	Mexico	914
	8,893		166,477

Source: Information provided by the National Migration Bureau of Paraguay, 2022.

VENEZUELAN POPULATION IN PARAGUAY

As of December 2022, the Venezuelan population in Paraguay was estimated at 5,524 persons, showing a slight drop compared to 2021, when it reached a peak of almost 5,800.

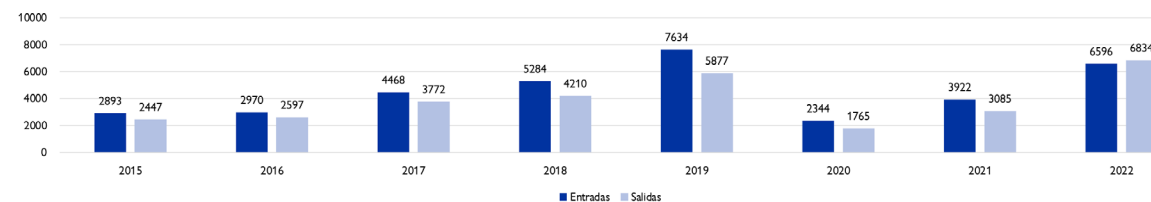
ESTIMATE OF VENEZUELAN IN PARAGUAY



Source: [R4V, 2022](#).

- In the period 2015-2022, 36,111 Venezuelan nationals entered Paraguay and 30,587 exited.
- In all years of the analysed period there were more entries than exits, i.e. giving positive balances of movements.
- The year with the highest number of registered movements was 2019 with a total of 13,511 (7,634 entries and 5,877 exits), followed by 2022 with a total of 13,430 (3,922 entries and 3,085 exits, giving a balance of 238).

MIGRATORY MOVEMENTS OF VENEZUELAN NATIONALS IN PARAGUAY (2015-2022)



Source: [R4V, 2022](#).

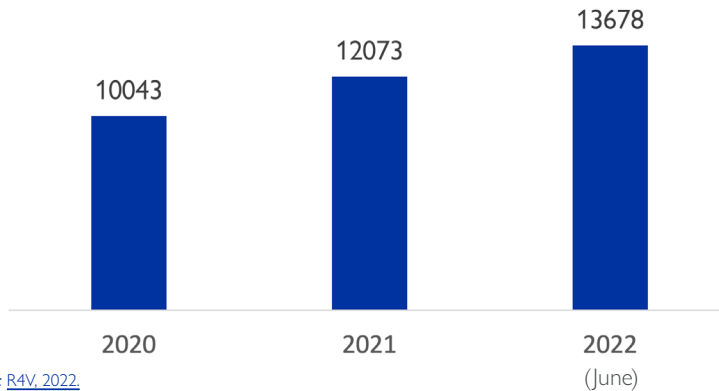
LARGE MOVEMENTS IN THE AMERICAS

PLURINATIONAL STATE OF BOLIVIA

VENEZUELAN POPULATION IN BOLIVIA

- As of December 2022, the Venezuelan population in Bolivia was estimated at 13,678, with a growth close to 30 per cent since 2020.
- Between 2016 and 2022, 7,810 residencies were granted to this nationality; in 2019, 30 per cent of the total were granted.
- Despite being one of the countries in South America with the lowest number of Venezuelan nationals living in its territory, Bolivia is an important transit country for this population, since in the face of restrictions on crossing from Peru to Chile, many Venezuelan refugees and migrants enter from Peru (through the city of Desaguadero), transit Bolivia and then seek to enter Chile through areas such as Colchane.

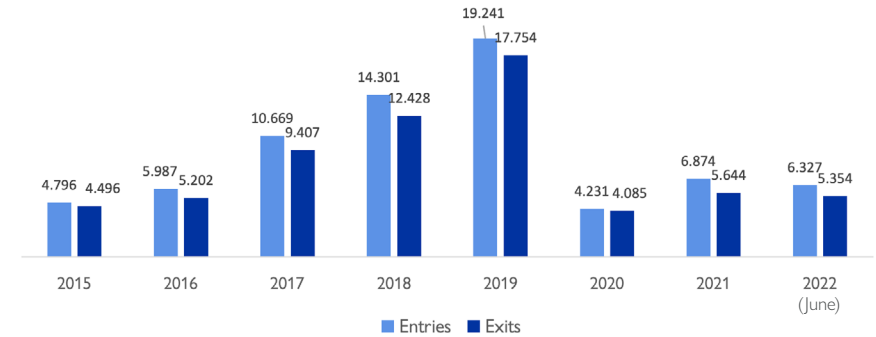
ESTIMATE OF VENEZUELAN POPULATION IN BOLIVIA



Source: R4V, 2022.

- Between 2015 and 2022, 72,426 inflows and 64,370 outflows were recorded, with 2019 (with almost 37,000) and 2018 (with almost 27,000) being the years with the highest recorded movements.
- From 2020 onwards, much lower values are observed for both inflows and outflows, as a result of restrictions on international mobility due to the coronavirus pandemic and changes in the destination countries chosen.

MIGRATORY MOVEMENTS OF VENEZUELAN NATIONALS IN BOLIVIA (2015-2022)



Source: R4V, 2022.



Aerial view of daily migrants crossing through one of the driest places in the world, trying to irregularly cross the border from Bolivia into Chile. Many of those who arrive on foot braving the Atacama Desert are Venezuelans looking for a better life. Richard Arana © OIM 2022

LARGE MOVEMENTS IN THE AMERICAS

CHILE

A [representative survey \(1\)](#) published by the National Migration Service shows the following for those who entered Chile **between 2016 and 2020**:

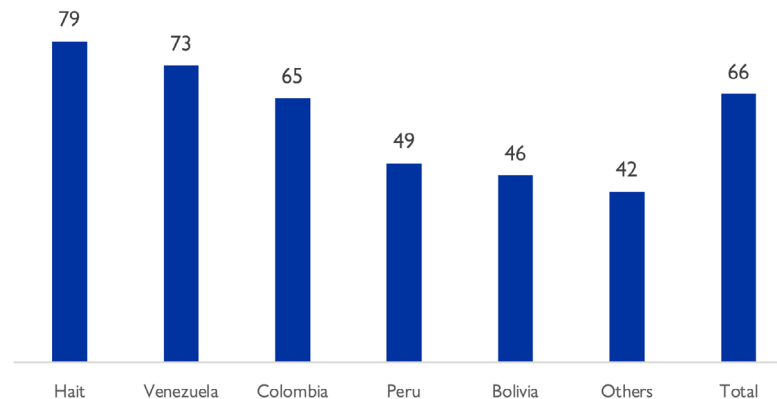
- 45 per cent were Venezuelan nationals, 19 per cent Haitian, 10 per cent Colombian, 8 per cent Peruvian, 7 per cent Bolivian and 11 per cent other nationalities, accounting for the Latin American and Caribbean character of recent migration in the country, 88 per cent of the total.
- The population is mainly young, 72 per cent of the migrants surveyed were between 18 and 39 years of age, with the Bolivian population having the highest value (50%) for this age group.
- Of the total, 16.5 per cent were under 15 years of age, with values close to this average among the nationality those groups surveyed, with the exception of Bolivian nationals' households with 21.6 per cent.
- Most migrants entered in 2018, especially Venezuelan nationals, with 39 per cent of this group entering in that year ([SNM, 2022](#)).

In all groups, economic reasons were fundamental when migrating, disaggregating by nationality it is observed that:

- For Bolivians it was the lack of job opportunities as the main reason for leaving the country;
- For Venezuelans, the economic crisis in their country of origin was the main reason for leaving;
- For Peruvians, family reasons were one of the main reasons for migrating.

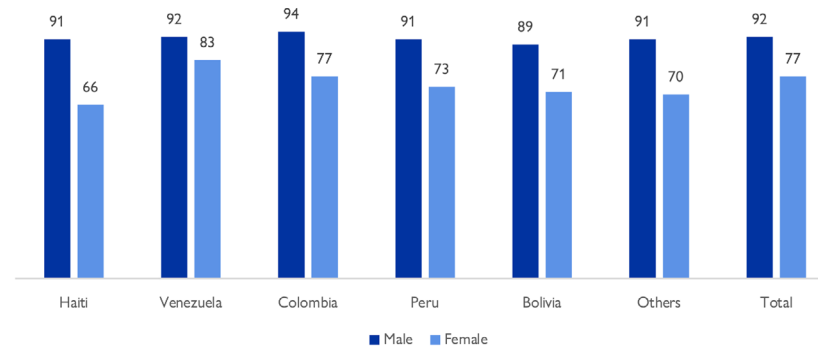
¹ The sampling frame was based on administrative records of the National Migration Service, with a base of 754,492 foreigners over 18 years of age with a telephone number who entered Chile between 2016 and 2020. Between 22 January and 21 February 2022, a total of 3,742 surveys were completed (1,255 Venezuela, 533 Peru, 520 Bolivia, 508 Colombia, 505 Haiti, 421 other nationalities). The survey is representative at the level of the 5 nationalities with the largest presence, including an additional group of the remaining nationalities.

PERCENTAGE OF MIGRANTS WITH ECONOMIC DEPENDENTS IN COUNTRIES OF ORIGIN



- 66 per cent of the total have economic dependents in their countries, especially Haitian and Venezuelan nationals. Six out of ten migrants send remittances to their countries of origin ([SNM, 2022](#)).

EMPLOYMENT RATE AMONG 18 YEAR OLD AND OVER BY NATIONALITY AND GENDER



Source: [Migrant National Survey, 2022](#).

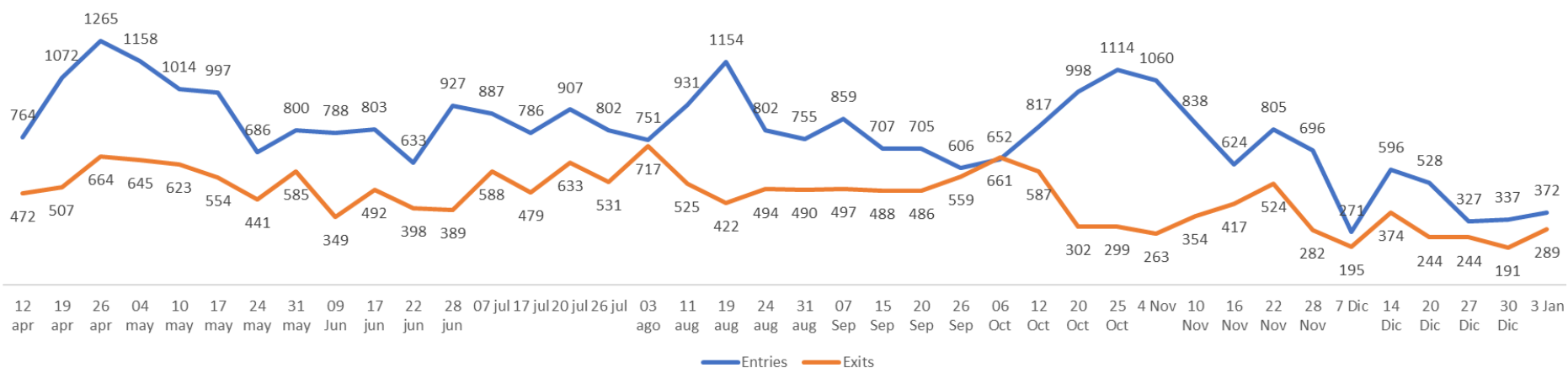
- The employment rate is high overall, confirming the labour character of migration in Chile. Gender gaps are observed, especially for Bolivians and Haitians ([SNM, 2022](#)).

LARGE MOVEMENTS IN THE AMERICAS

PERU

MOVEMENTS AT BORDER POINTS

TUMBES: NORTHERN BORDER WITH ECUADOR



Source: [DTM FMR, 2022-2023](#).

Political turmoil in Peru has resulted in demonstrations, protests, road blockades and attacks on public institutions, particularly affecting the southern regions. As a result, a state of emergency has been decreed in several regions and provinces, including Lima, Callao, Puno, Cusco, Apurimac, Madre de Dios and Moquegua, leading to the disruption of transportation services (bus and airports) in the most affected areas, as well as shortages of essential items.

On the northern border of Peru, in the department of Tumbes, there has been a general annual trend of higher inflows than outflows, confirmed in the last month of 2022 (counts of 27 December and 30 December). The count of 3 January 2023 records slightly higher values

than the previous week, without indicating a possible change in trend, due to the proximity of this date with the holidays, the next counts will be key to determine the subsequent behaviour of flows.

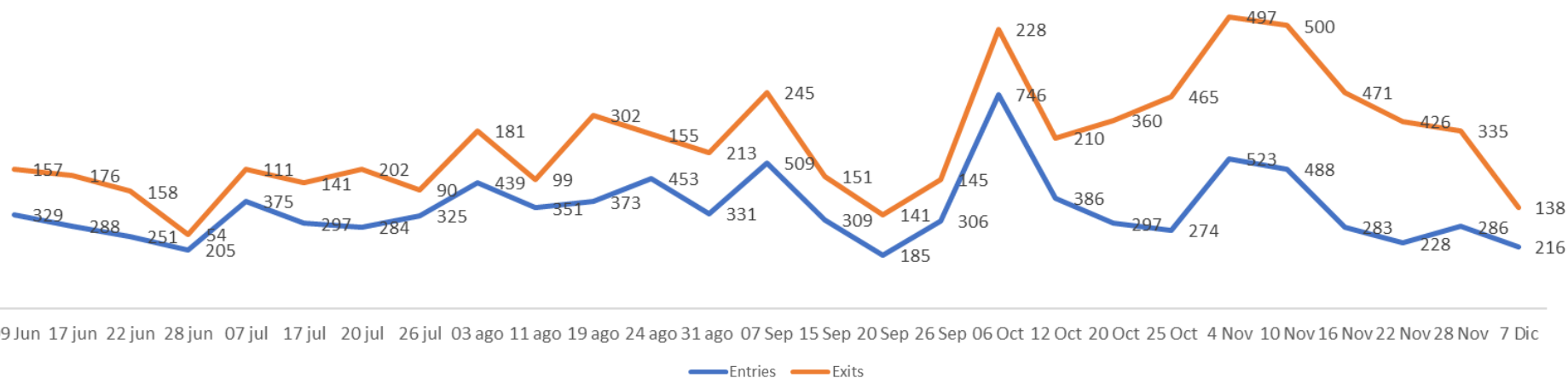
Since the announcement of Title 42 on 12 October 2022, the DTM Flow Characterisation Surveys recorded a considerable decline in the United States as a final destination, with Venezuela instead emerging as a major return option.

LARGE MOVEMENTS IN THE AMERICAS

PERU

MOVEMENTS AT BORDER POINTS

TACNA: SOUTHERN BORDER WITH CHILE



Source: [DTM FMR, 2022-2023.](#)

The southern border of Peru, in the department of Tacna, has an inverse trend to that of Tumbes, since in almost all weekly counts, departures are greater than arrivals, mainly to Chile (IOM DTM Peru, 2022). This border also registers an inflow of Haitian population, with a peak of 240 Haitian arrivals during the week of 27 December (one of the highest peaks of the year), and the trend has not changed in the following week (20-27 December 2022 and 144 during the week of 3 January 2023). Tacna has not been a region exempt from the context of political turmoil and violence that Peru has suffered since the second week of December, which has been reflected in road blockades, increased transport costs, generalised violence, among others, and as a result, the 14 December count has not been carried out.

During these counts, a negative difference in flows was recorded, i.e. more outflows than inflows. In addition, with regard to the Haitian population, the week of 27 December saw a peak inflow of 240 people (one of the highest peaks of the year) and the trend has not changed for the subsequent week (120 on 27 December and 144 on 3 January).than the previous week, without indicating a possible change in trend.

LARGE MOVEMENTS IN THE AMERICAS

ECUADOR

NORTH-SOUTH FLOWS OF VENEZUELAN ON FOOT

In Tulcán, situated at Ecuador's northern border with Colombia, there was a decrease in flows by foot recorded by IOM between 5 and 30 December 2022, increasing in the middle of the month and then decreasing again towards the end of the month.

Based on surveys of Venezuelans who entered Ecuador on foot through Tulcán, the average age was 28.5 years; 32.2 per cent travelled in family groups, with an average of 3.3 persons and 1.4 children.

Among those leaving the country via Huaquillas (southern border with Peru), the average age was 31.5 years; 80.7 per cent travelled in family groups, with an average size of 3.4 persons and 1.3 children on average. Those travelling south reported Peru (64.9 per cent) as their intended final destination, while 24.6 mentioned Chil and Argentina for 3.5 per cent (DTM Flow Monitoring Registry, 5-30 Dec. IOM Ecuador, 2022).

SOUTH-NORTH VENEZUELAN FLOWS BY FOOT

Between 5-30 January, departures through Tulcán showed a significant increase towards the latter part of the month. Meanwhile, in Huaquillas, surveys indicate that people entering Ecuador had an average age of 29.4 years and 76.2 per cent travelled in family groups, with an average household size of 3.8 persons and conv1.7 children. Of those who entered Ecuador, 47.6 per cent stated that their final destination was Venezuela, 33.3 per cent Ecuador, 14.3 per cent Colombia and 2.4 per cent the United States (DTM Flow Monitoring Registry, 5-30 Dec. IOM Ecuador, 2022).

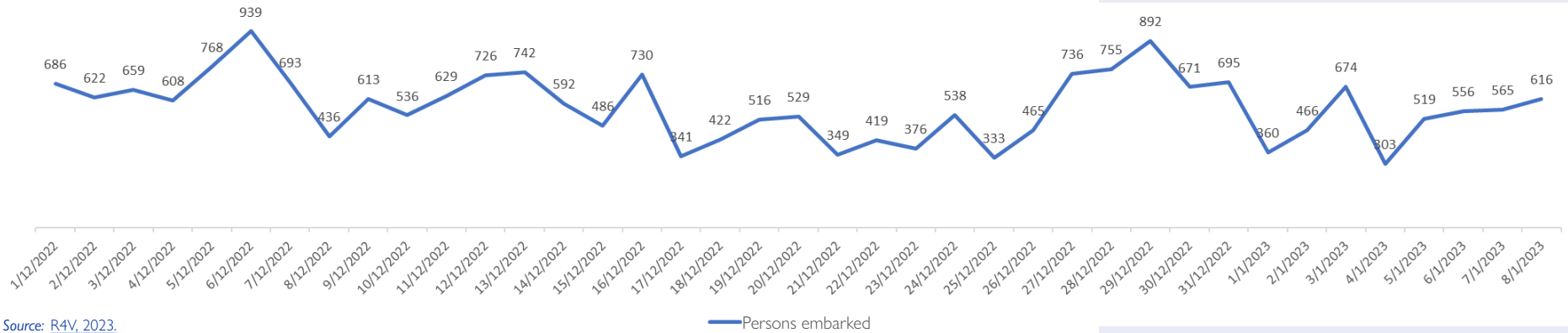


More than 7,1 million Venezuelans have left their country searching for a better life. The “caminantes” (walkers) travel thousands of kilometers by foot, on the side of highways, in hazardous terrain, and in harsh weather conditions putting themselves at risk for all kinds of danger and threats, including criminal groups and smugglers. These risks are especially acute for young women and families carrying small children. Many travel the road in flip-flops, T-shirts, and shorts walking and hitchhiking for months along mountain roads that connect cities like Bogota, Quito, and Lima with Santiago de Chile and Buenos Aires. Gemma Cortés ©International Organization for Migration

LARGE MOVEMENTS IN THE AMERICAS

COLOMBIA IRREGULAR EXITS FROM NECOCLÍ (COLOMBIA) TO PANAMÁ

Daily flows of all nationalities recorded by maritime companies in Necoclí 2022, (1 December 2022–8 January 2023)



Source: R4V, 2023.

Between December 2022 and 17 January 2023, 28,254 exits were registered.

The weekly average of exits during the last 7 days for the reported period (11-17 January) was 610, almost the same daily value recorded between 11-17 December with 606.

Haitian, Ecuadorian and Venezuelan are the most important nationalities using maritime companies to cross into Panamá.

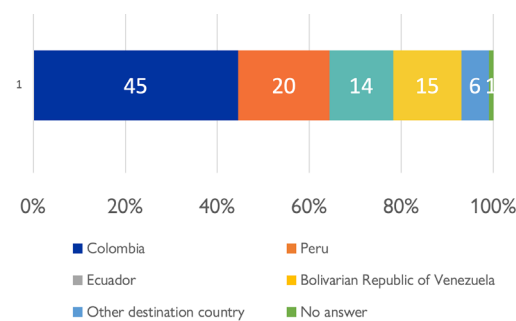
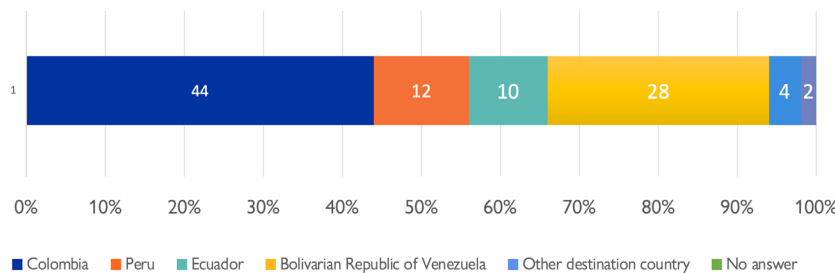
According to [official data](#), in 2022 454,000 Venezuelan entered Colombia and 424,000 exited via official border points, representing a total increase of circa 60 per cent in one year.

DESTINATION COUNTRIES FOR VENEZUELAN REFUGEES AND MIGRANTS

Data obtained from Venezuelans surveyed in shelters: 9,117 Venezuelans in 28 shelters in December 2021. 5,938 Venezuelans in 18 shelters in December 2022.

DESTINATION COUNTRIES (DECEMBER 2022)

DESTINATION COUNTRIES (DECEMBER 2022)



Source: [Entry records of beneficiaries of 18 accommodations located in Colombia, IOM Colombia, 2023.](#)

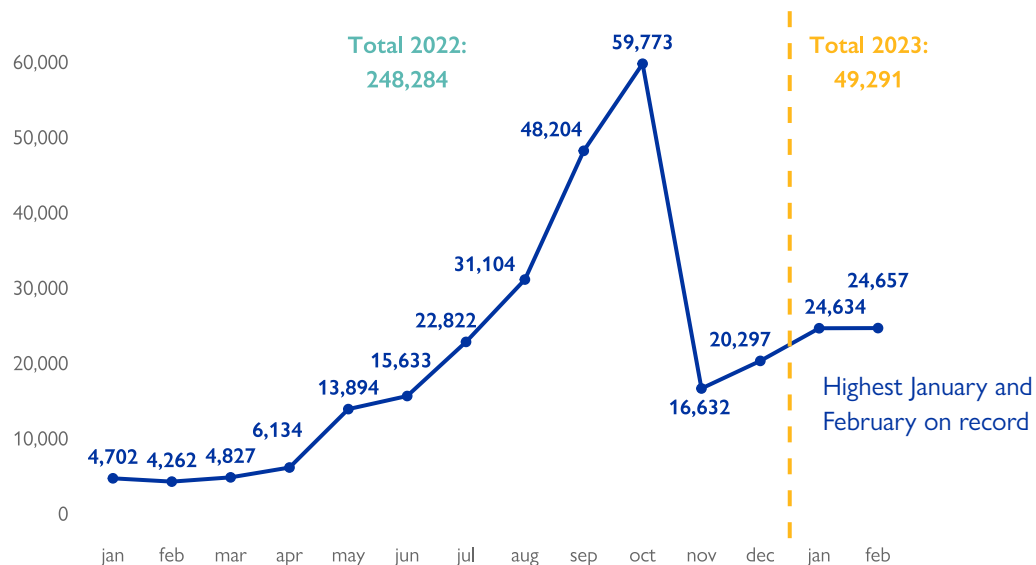
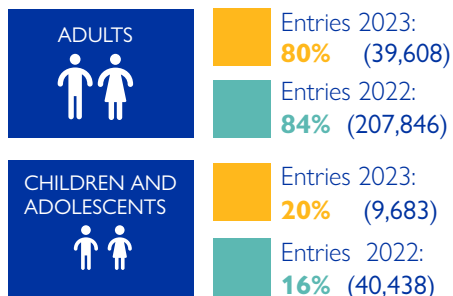
Based in surveys conducted among Venezuelan refugees and migrants staying in shelters in Colombia, between December 2021 and December 2022, the intention to stay in Colombia has barely decreased by 1 per cent. Peru and Ecuador were cited less frequently among interviewees in 2022 than in 2021.

On the contrary, the intention to return to the Bolivarian Republic of Venezuela has increased by 13 per cent, from 15 in 2021 to 28 per cent in 2022. This trend has been constant since January 2022, a behaviour that is expected due to temporary returns during the holiday season.

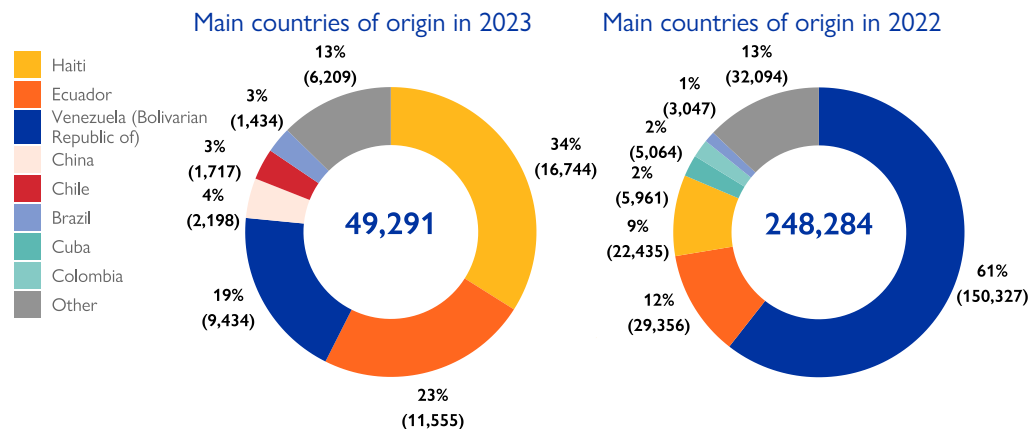
LARGE MOVEMENTS IN THE AMERICAS

PANAMA

IRREGULAR ENTRIES THROUGH THE BORDER WITH COLOMBIA
2022 (JANUARY - DECEMBER) AND 2023 (JANUARY - FEBRUARY)



MAIN COUNTRIES OF ORIGIN 2022 (JANUARY - DECEMBER) AND 2023 (JANUARY - FEBRUARY)

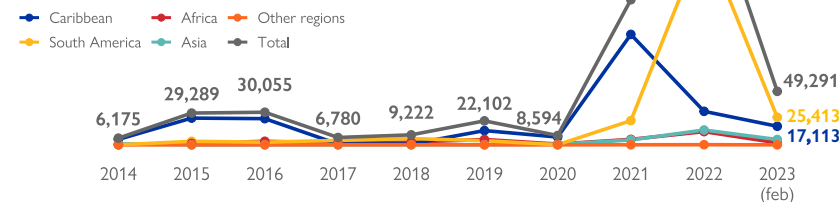


By February, Haitians reached 75% and Ecuadorians 39% of their totals in 2022 (22,435 and 29,356 respectively).

IRREGULAR ENTRIES THROUGH THE BORDER WITH COLOMBIA, BY REGION OF ORIGIN, 2014 - 2023

February 2023 presents an increase of 478% with respect to February 2022

According to Panamanian authorities from the beginning of the year, to March 26th through the Darien Province 78,585 irregular migrants have crossed (25,666 venezuelans, 21,804 haitians, 13,842 ecuadorians, 2,320 chileans, 1,981 colombians and 1,897 brasilians). In March only so far it has been 29,294.

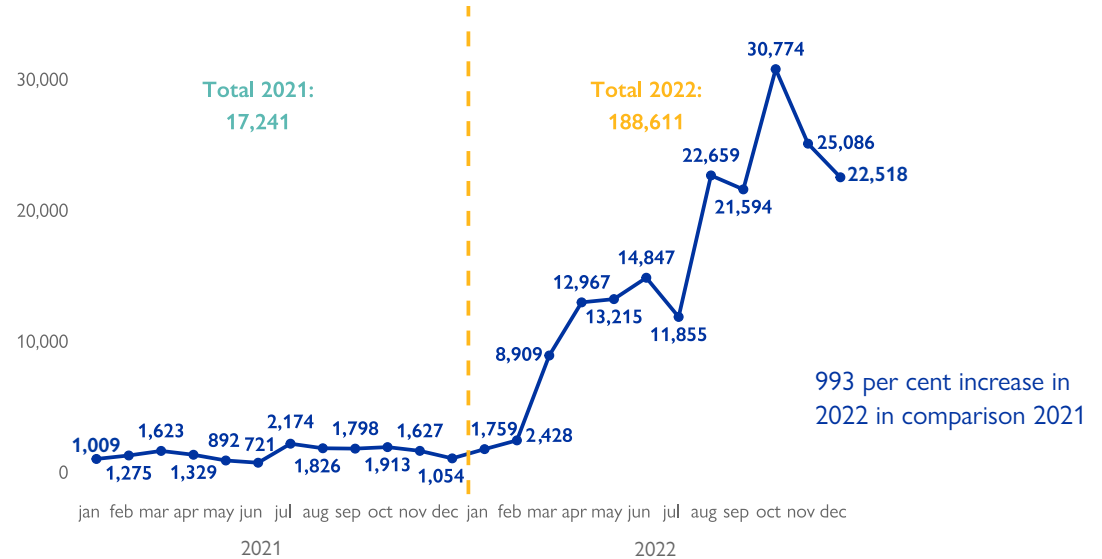
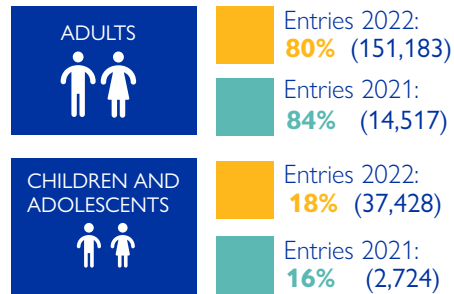


Source: Servicio Nacional de Migración de Panamá. *Irregulares en tránsito por la Frontera Colombia-Panamá*, February 2023

LARGE MOVEMENTS IN THE AMERICAS

HONDURAS

IRREGULAR ENTRIES TO HONDURAS FROM NICARAGUA, 2021 – 2022 (JANUARY - DECEMBER)

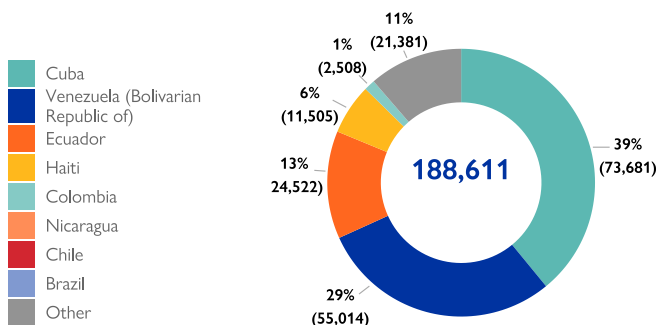


MAIN COUNTRIES OF ORIGIN 2021 – 2022 (JANUARY - DECEMBER)

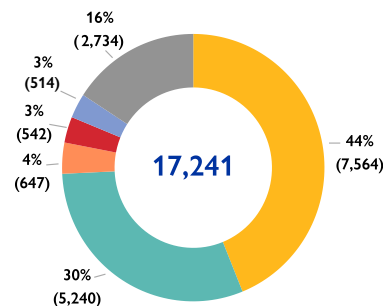
IRREGULAR ENTRIES TO HONDURAS FROM NICARAGUA, BY REGION OF ORIGIN, 2014 – 2022

Main countries of origin in 2022

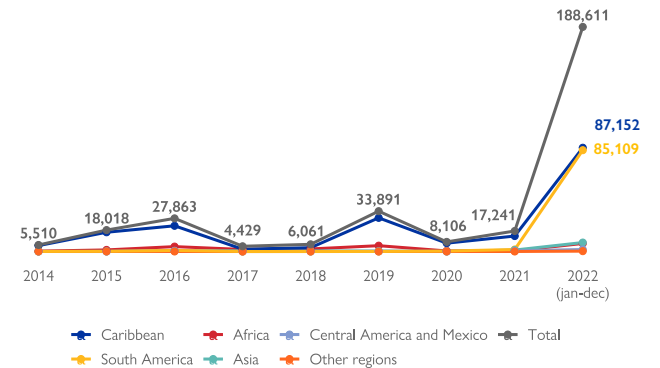
Main countries of origin in 2021



The number of Cuban nationals increased by 1,306% over the same period last year.



From November 2021 Cubans are visa free in Nicaragua.



Source: Instituto Nacional de Migración, [Estadísticas Dashboard flujo migratorio irregular](#), (January, 2023).

LARGE MOVEMENTS IN THE AMERICAS

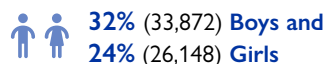

MEXICO

TOTAL OF PRESENTATIONS AND REFERRALS, 2021 (JANUARY - DECEMBER): 309,692

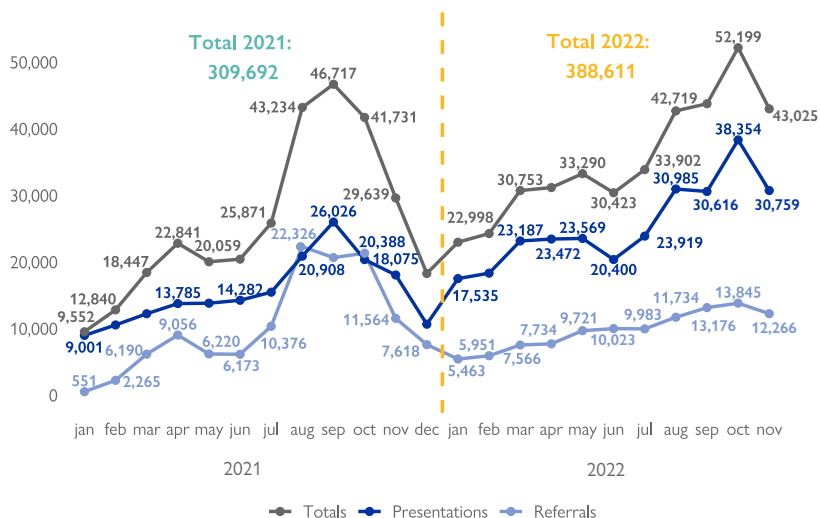
TOTAL OF PRESENTATIONS AND REFERRALS, 2022 (JANUARY - NOVEMBER): 388,611

Presentations: events of adult migrants who entered migration stations of the National Migration Institute (INM) under the administrative procedure of "presentation" for not providing supporting proof of their migration status.

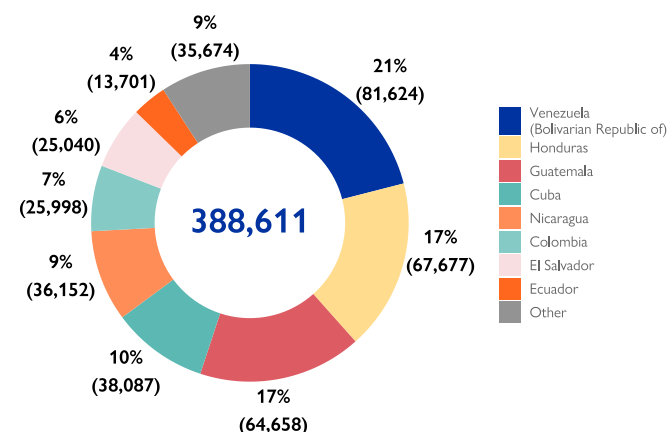
Referrals: events of migrants referred by the National Migration Institute to shelters of the Network for the Comprehensive Family Development (DIF), for whom an administrative procedure was initiated as they did not have proof of their migratory status. Events involving minors or persons with specific protection concerns.



TOTAL EVENTS OF MIGRANTS WITH IRREGULAR SITUATION, 2021 – 2022 (JANUARY-NOVEMBER)



MAIN COUNTRIES OF ORIGIN OF PRESENTATIONS AND REFERRALS, 2022 (JANUARY - NOVEMBER)



Source: Unidad de Política migratoria (UPM), Boletín estadístico (December, 2022).

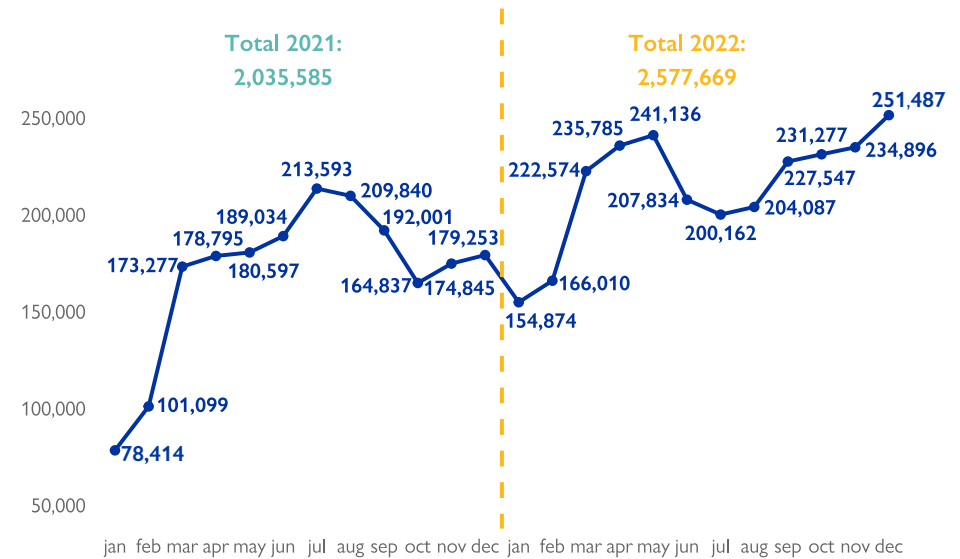
UNITED STATES: ENCOUNTERS AT SOUTHWEST BORDER

Encounter data includes U.S. Border Patrol (USBP) Title 8 Apprehensions, Office of Field Operations (OFO) Title 8 Inadmissibles, and Title 42 Expulsions. Since March 21st, 2020, expulsions under Title 42 began to be applied, meaning that migrants in irregular status detected by the immigration authorities were deported to the last country of immediate transit or their country of origin due to public health considerations.

The total number of encounters during the year 2022 (2,577,669) exceeded the number of encounters in 2021 by 27%.

7% monthly increase over in the last two months of 2022
39% (1,010,434) occurred under Title 42 since January
61% (1,567,235) occurred under Title 8 since January,

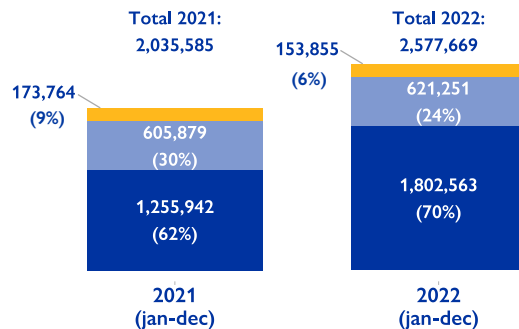
UNITED STATES SOUTHWEST LAND BORDER ENCOUNTERS, 2021-2022 (JANUARY - DECEMBER)



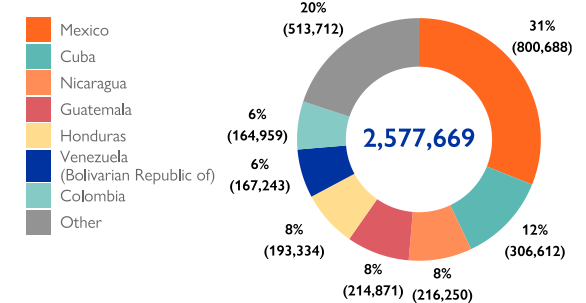
Source: U.S. Customs and Border Protection, *Southwest Land Border Encounters*, (January, 2023)

UNITED STATES SOUTHWEST LAND BORDER ENCOUNTERS, MONTHLY, 2021-2022 (JANUARY - DECEMBER)

- Adults travelling alone
- Family units
- Children and Adolescents



MAIN COUNTRIES OF ORIGIN IN UNITED STATES SOUTHWEST LAND BORDER ENCOUNTERS IN 2022 (JANUARY - DECEMBER)



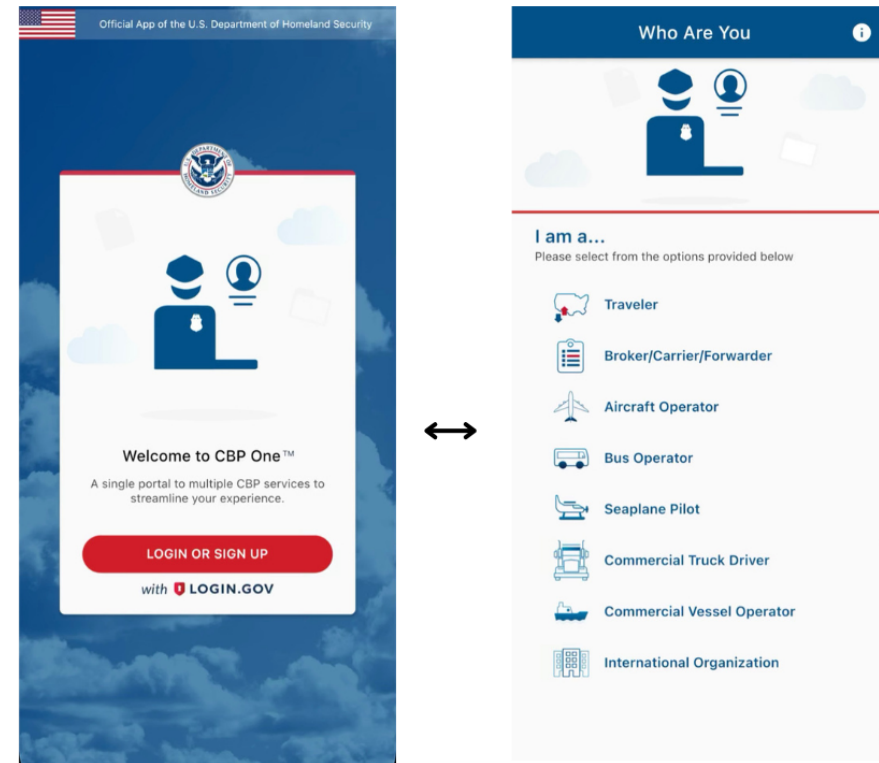
RECENT DEVELOPMENTS IN US POLICY

On 5 January 2023, the U.S. Government announced the expansion of the Humanitarian Parole Program for Venezuelan, Cuban, Haitian, and Nicaraguan nationals. The commitment of the U.S. Government was to process up to 30,000 travel authorizations per month. In case citizens of these countries cannot access the Humanitarian Program and enter the United States territory irregularly, they will be returned to Mexico.¹

The process for sponsors/supporters to initiate an application on behalf of Venezuelan nationals opened on 18 October 2022, while it opened for all other nationalities (Cuban, Haitian and Nicaraguan) on 6 January 2023.

According to DHS, encounters of Cuban, Haitian, Nicaraguan and Venezuelan nationals attempting to cross the southwest border of the U.S. have decreased since the announcement of the expanded parole program for those nationalities. Current available data -up to January 20-, suggests that the month of January has the lowest levels of monthly border encounters since February 2021²

In 2020, the U.S. government launched a mobile application for a variety of Customs and Border Protection (CBP) services: CBP One™. As of 18 January 2023, migrants located in Central or Northern Mexico who seek to travel to the United States may use this app to submit information in advance and schedule an appointment to present themselves at certain Southwest Border land ports of entry (POEs). Currently, due to court orders requiring the Department of Homeland Security (DHS) to continue implementing the Title 42 public health order, only migrants who can be considered for a humanitarian exception may use CBP One.³



¹ [DHS Continues to Prepare for End of Title 42: Announces New Border Enforcement Measures and Additional Safe and Orderly Processes | Homeland Security](#)

² [Unlawful Southwest Border Crossings Plummet Under New Border Enforcement Measures](#)

³ [DHS Scheduling System for Safe, Orderly and Humane Border Processing Goes Live on CBP One™ App](#)

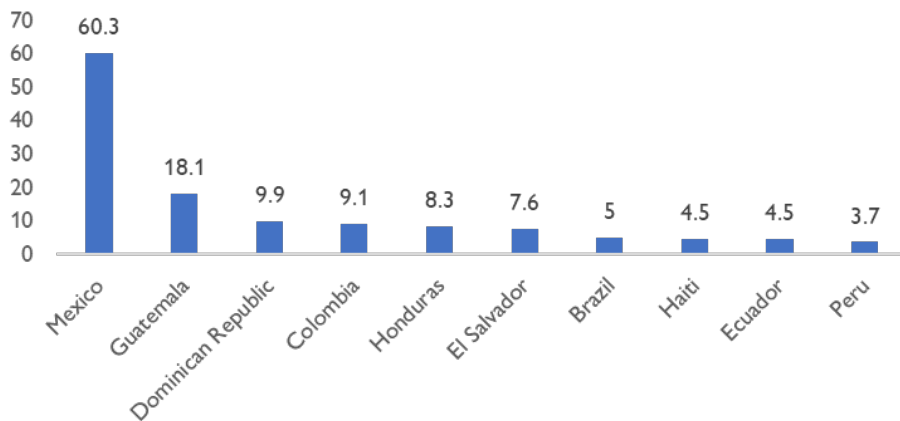
REMITTANCES

In 2022, remittance flows to Latin America and the Caribbean are estimated to have increased by 9.3 per cent in comparison to 2021, reaching USD 142 billion, due in part to the strengthening of the labour market in the United States and certain country contexts in the region ([World Bank, 2022](#)).

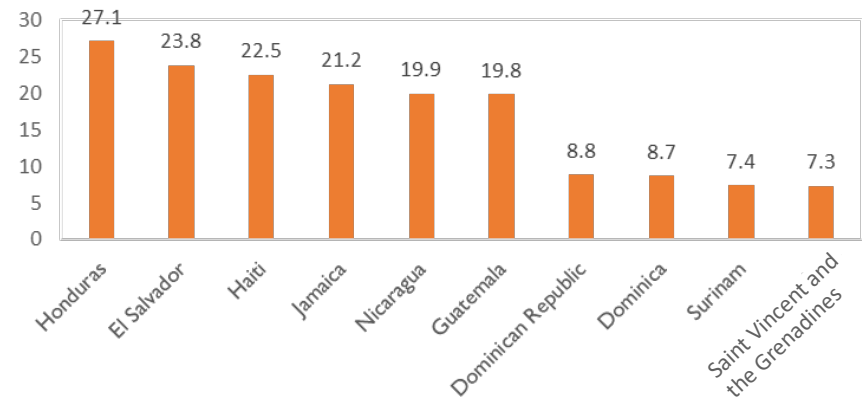
During the first nine months of 2022, remittances increased by 45 per cent to Nicaragua, 20 per cent to Guatemala, 9 per cent to Mexico and Colombia, and 3.5 per cent (in the first 10 months) to El Salvador, compared to the same period in 2021 ([Idem](#)).

In contrast, remittances to the Caribbean declined, by 6 per cent to the Dominican Republic (in the first 10 months) and 2 per cent to Jamaica (in the first nine months). Amounts sent to Bolivia and Paraguay are estimated to have decreased by 1 and 5 per cent respectively, explained by the economic situation of the main destination countries, Argentina and Spain ([Idem](#)).

IN BILLION DOLARS



SHARE OF GDP

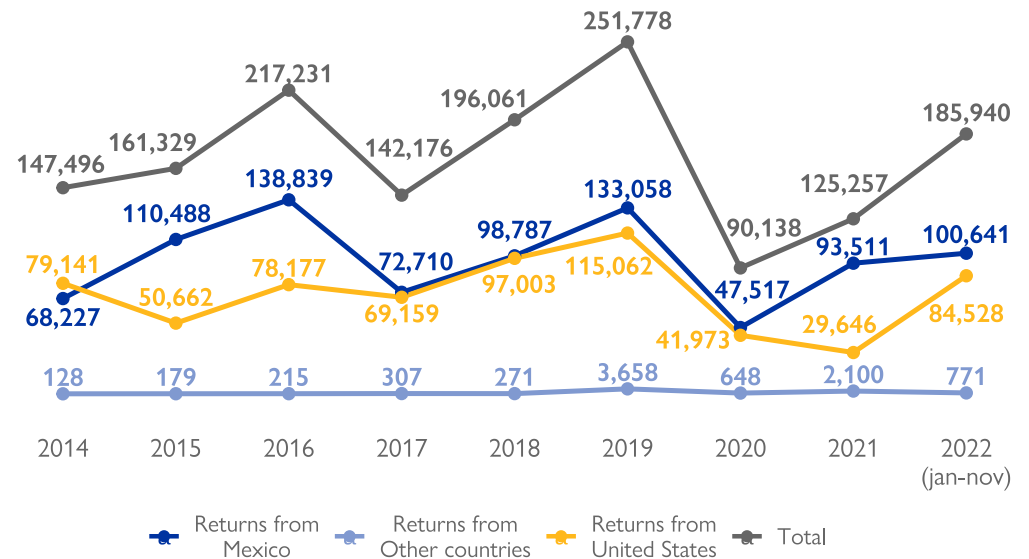


RETURNS

EL SALVADOR, HONDURAS Y GUATEMALA

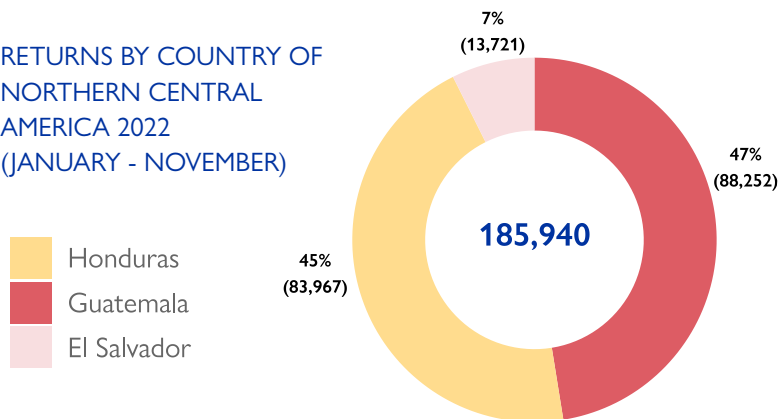
RETURNS FROM MEXICO, UNITED STATES AND OTHER COUNTRIES 2014-2022 (JANUARY - NOVEMBER)

The returned migrants flow increased by 64% in El Salvador, Honduras and Guatemala from January to November, compared to the same period in 2021 (El Salvador: 93%; Guatemala: 51%; Honduras: 75%)

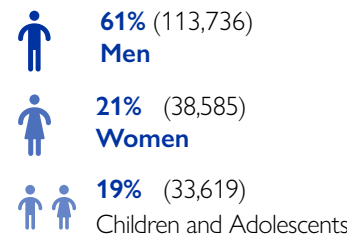


Source: OIM, Unidad de Información para los países del norte de Centroamérica, Norte de Centroamérica Dashboard, January 2023

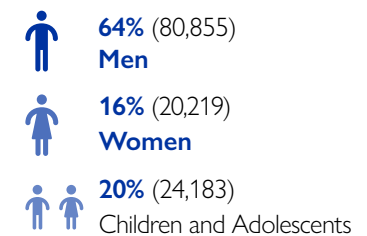
RETURNS BY COUNTRY OF NORTHERN CENTRAL AMERICA 2022 (JANUARY - NOVEMBER)



RETURNS 2022 (JAN - NOV)



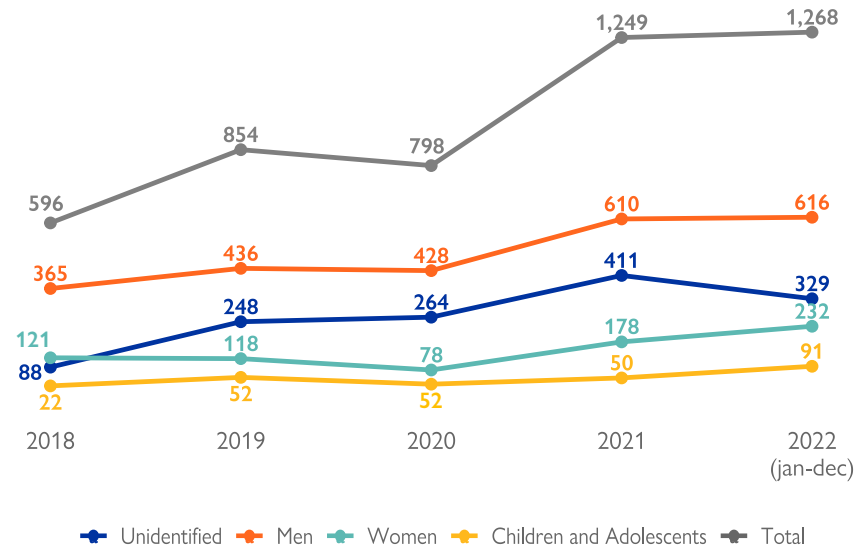
RETURNS 2021 (JAN - DEC)



MISSING MIGRANTS

TOTAL OF MISSING AND DECEASED MIGRANTS IN CENTRAL AMERICA, NORTH AMERICA AND THE CARIBBEAN, 2014 – 2022 (JANUARY - DECEMBER) BY SEX AND AGE

Since 2014, a total of 7,209 missing migrants have been reported in North America, Central America, South America and the Caribbean.



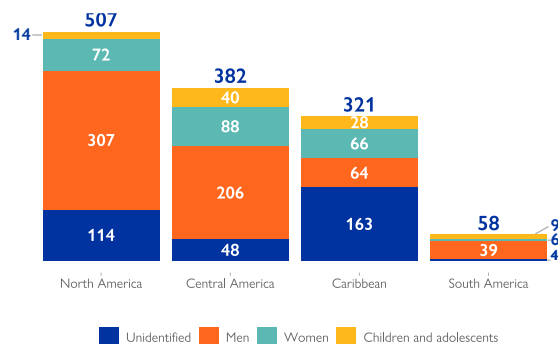
From January to Diciembre 2022, in North America, Central America, the Caribbean, and South America, there were 1,268 lives lost, corresponding to 232 females, 616 males, and 91 minors. In 329 cases, it was not possible to identify gender.



From 28 December to 11 January, the Missing Migrants Project recorded 4 shipwrecks of Cuban migrants en route to the Caribbean to the United States in the strait of Florida. Unfortunately, only one of these shipwrecks could be found.

Source: IOM Missing Migrants Project, *Migrantes desaparecidos registrados en las Américas 2022*.

TOTAL INCIDENTS BY SUBREGION (JANUARY-DECEMBER 2022)



MAIN CAUSES OF INCIDENTS:

1. Mixed or unknown
2. Drowning
3. Vehicle accidents/deaths linked to dangerous transportation
4. Extreme environmental conditions / Lack of appropriate shelter, water, food
5. Violence
6. Sickness / lack of access to adequate healthcare
7. Accidental deaths

Source: IOM Missing Migrants Project, *Migrantes desaparecidos registrados en las Américas 2022*.

RECENT MIGRATION FLOWS IN THE AMERICAS



Note: This map is for illustrative purposes only. The names and boundaries shown and the designations used on this map do not imply official recognition or acceptance by the IOM.

- 1**
 - Between January-November 2022, 22,083 Ecuadorians were encountered at the US southwest land border (CBP, 2023).
 - Between January-November 2022, 166,748 Venezuelans were encountered at the US southwest land border (CBP, 2023).
- 2**
 - 2022 a total of 248,284 migrants crossed the Darien Gap into Panama. 60 per cent were Venezuelans, followed by Ecuadorians (10%), in 2021, 387 crossing were recorded for this group. (SNM, 2023)
 - In comparison, from January to December 2022, 2,825,439 regular entries were registered at the national level, highlighting that a minority enters irregularly. (SNM, 2023)
- 3**
 - Venezuelans entering Chile via Tacna (southern border or via Bolivia (Desaguadero) and then, Colchane (Chile) (DTM Chile, 2022).
- 4** 127,000 refugees and migrants have entered Chile through unofficial crossing points between 2018 and September 2022; 30% were minors (DTM Chile, 2023).
- 5** African nationals, mainly from Senegal.
- 6** From June 2018 until January 2023, nearly 463,000 Venezuelans entered Brazil via Pacaraima (State of Roraima) (IOM Brazil, 2023).

→ Venezuelans → Ecuadorians → Cubans → Haitians → Africans → Panamanians → Costaricans → Nicaraguans → Guatemalans → Mexicans

TRENDS IN THE AMERICAS

IOM REGIONAL OFFICE IN SAN JOSE, COSTA RICA
IOM REGIONAL OFFICE IN BUENOS AIRES, ARGENTINA
OFFICE OF THE SPECIAL ENVOY FOR THE REGIONAL RESPONSE TO THE SITUATION IN VENEZUELA

FEBRUARY 2023

ABOUT IOM REGIONAL DATA HUBS

The RDH was established in September 2020 in IOM's Regional Office for Central America, North America and the Caribbean, with the purpose of operationalizing and implementing IOM's institutional [Migration Data Strategy](#) in the region.

The RDH provides support to IOM Country Offices, as well as to Member States, civil society organizations and other key stakeholders in the region in order to build activities related to migration data and information management.

The three main objectives of the Data Hub, aligned with the Migration Data Strategy, are the following:

Objective 1 Strengthen the global evidence based on migration.

Objective 2 .. Develop the capacities of States and other relevant partners to enhance the national, regional and global migration.

Objective 3 Ensure more evidence-based IOM- and United Nations system-wide programming, operations, policy advice and communications.

The RDH activities are aligned with the commitments made in various international frameworks, including the [Global Compact for Safe, Regular and Orderly Migration \(GCM\)](#), in particular its Objective 1: “Collect and utilize accurate and disaggregated data as a basis for evidence-based policies”, as well as the goals and indicators of the [Sustainable Development Goals \(SDGs\)](#), including, for example, Target 10.7: “facilitate safe, orderly and regular migration and mobility of persons, including by way of the implementation of well-planned and managed migration policies) and Target 17.18: “... increase significantly the availability of high-quality, timely and reliable data disaggregated by income, gender, age, race, ethnicity, migratory status...”

CONTACT

International Organization for Migration (IOM) Regional Office for Central America, North America and the Caribbean, San Jose, Costa Rica

Regional Data Hub (RDH)

Email: rosanjosermdu@iom.int

Website: <https://rosanjose.iom.int/es/datos-y-recursos>

International Organization for Migration (IOM) Regional Office for South America Buenos Aires, Argentina

Regional Data Team (RDH, in Buenos Aires, Argentina)

Email: smelde@iom.int

Website: <https://robuenosaires.iom.int/es/datos-y-recursos>

Office of the Special Envoy for the Regional Response to the Situation in Venezuela (OSE) Panama City, Panama

Website: <https://respuestavenezolanos.iom.int/>