



Displacement Tracking Matrix (DTM) – Dominica Hurricane Maria Response

Household Intention Survey

6 November 2017



KEY FACTS AND FIGURES

- **69** centers were **assessed** by DTM enumerators.
- **45** still **open** while **24** have **closed**.
- **147 households** (corresponding to **369 individuals**) voluntarily registered with IOM enumerators.
- **54%** of registered households have indicated being **owners** of the house they resided in before the hurricane.
- **67%** households have indicated that their former residence was **completely destroyed** by Hurricane Maria
- **136 households** have indicated having chosen the center they reside in because it is **located near** their **area of origin**.
- In terms of **problems** encountered while living **in the center**, **21%** have indicated that **dire living conditions** in centers is the **most important issue** encountered.
- **87%** of registered households have indicated their **desire to return to their area of origin**. **8%** have indicated that they **want to remain in the centre** they reside in for the time being.
- **88%** of interviewees intend to **repair their homes**. These households are also **relying on the government and the general humanitarian community** to help them **rebuild or repair their homes**.
- **The majority** of interviewed households would consider leaving the site they reside in if they receive **support from the government (24%)**, if they **have materials** – such as **wood, metal sheeting** – to repair/rebuild their home (**22%**) and **18%** would require **construction tools (18%)**.
- If all or most conditions for their return are met, **40%** of interviewed households would be willing to leave the sites quite quickly (**1 to 2 days**)
- **98%** of households have indicated **housing** as their **most urgent need** in their area of origin.
- **23%** of households have indicated **wood/timber** as the **most required shelter material** in the area of origin.

INTRODUCTION

The country of Dominica has been devastated by the passage of Hurricane Maria. The hurricane made landfall on the island on 18 September 2017 as a category 5 hurricane, causing the death of at least 26 persons and extensive damage to buildings and infrastructure. As per an aerial survey from the Pacific Disaster Centre of 6,770 of the 26,085 buildings in the country, 67% of buildings were damaged (moderately or severely) and 23% were destroyed. Many families who took refuge in pre-identified evacuation shelters (hereafter referred to as collective centers) across the country prior to and during the hurricane still reside in these centers.

To identify the existing collective centers and monitor displacement across the country, IOM established its **Displacement Tracking Matrix (DTM)** in Dominica. The Displacement Tracking Matrix (DTM) is an integrated set of tools used to track and monitor the movement and living conditions of displaced populations. Baseline data is collected across an affected area, processed by IOM's own DTM team, and when shared with key government and humanitarian partners, it enables timely identification of vulnerable populations and their needs, thus strengthening the coordinated efforts of all humanitarian actors. DTM captures the movement and trends of a constantly shifting population and provides ongoing and up-to-date information with increased frequency during new crises. The DTM aims to track population movement in Dominica through a set of tools including observation, cartography, key informant interviews, and physical counting.

The DTM is comprised of four distinct components:

- **Mobility Tracking:** regularly tracks cross-sectoral needs and population movements to target assistance in locations of displacement, locations of origin or possible relocation sites to support sustainable solutions to displacement;
- **Flow Monitoring:** tracks movements of displaced populations at key transit points;
- **Registration:** individual and household level information used by site managers for beneficiary selection, vulnerability targeting and programming;
- **Surveys:** gathers specific information through population sampling, in regard to return intentions, displacement solutions, community perceptions, and other thematic information related to displacement.

DTM IN DOMINICA: HOUSEHOLD INTENTION SURVEY

Currently, the DTM in Dominica is assessing evacuation centres (collective centres) primarily through the **Mobility Tracking** component which includes visits, observations, physical counts and key informant interviews. The second round of DTM teams have also included the **registration** and **survey** component to capture essential demographic information on the population as well as their intentions, perceptions to provide a comprehensive view of the displaced population and provide targeted assistance to the IDPs remaining in evacuation centres.

This report presents key results of registration and survey exercises carried out with 147 households residing in the 45 open evacuation centres. A total of **147 households (369 persons)** voluntarily registered with DTM enumerators.

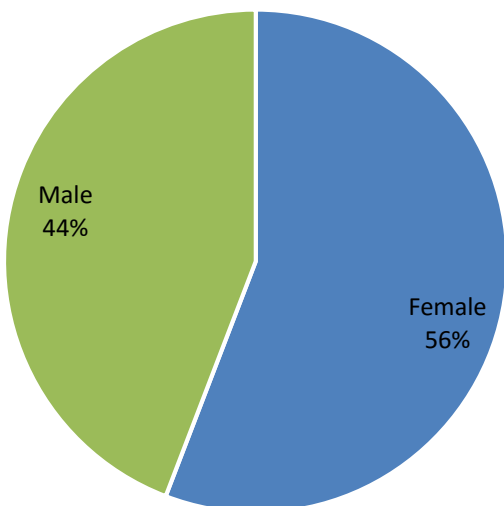
For additional information on collective centres, please consult the Round 2 DTM report at the following address:

<http://rosanjose.iom.int/site/en/caribe>

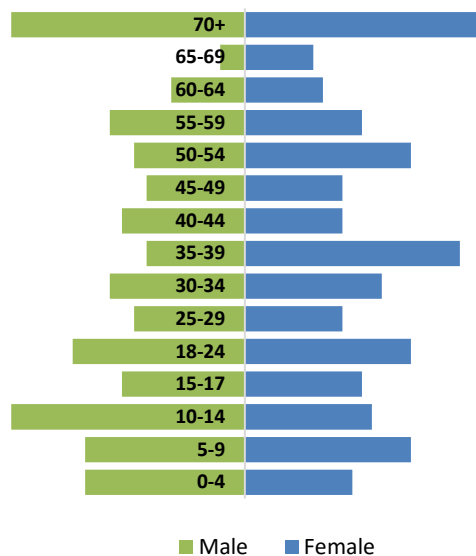
RESULTS

DEMOGRAPHICS

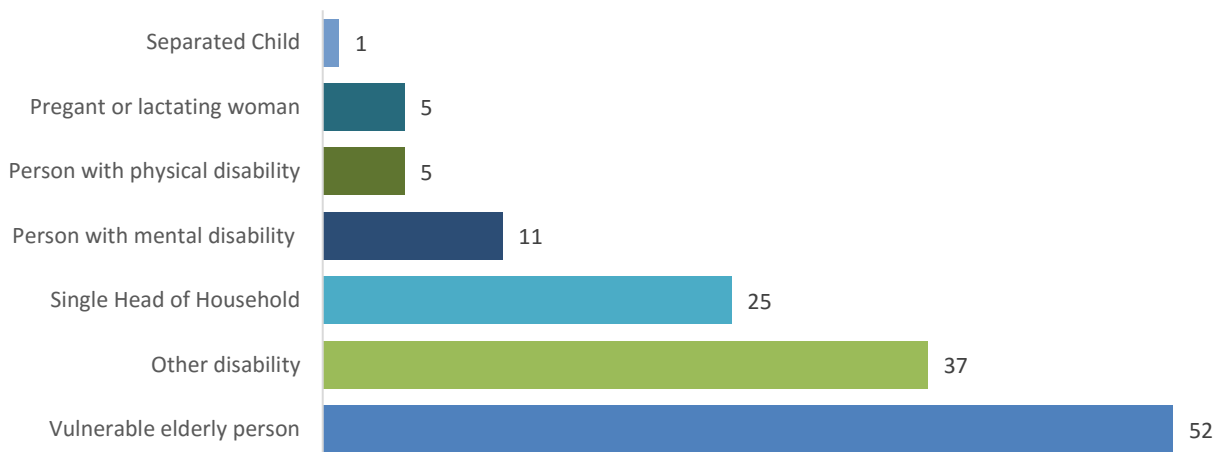
Breakdown by sex



Breakdown by sex and age



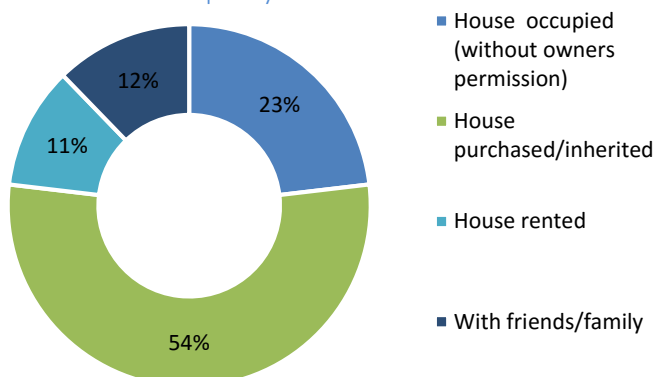
VULNERABILITIES OF INTERVIEWED INDIVIDUALS



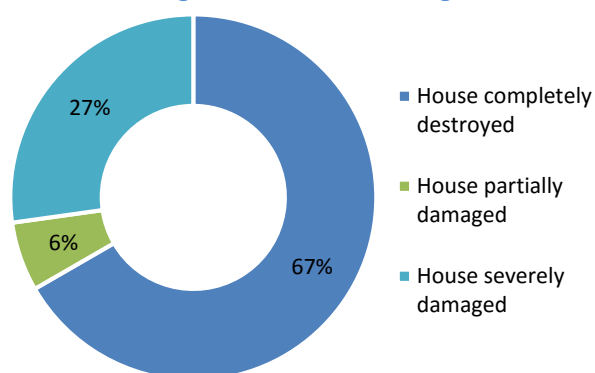
An important proportion of the displaced population is aged 64 and more. In addition, the most encountered vulnerability among IDPs are Vulnerable elderly persons.

HOUSE OCCUPANCY AND DAMAGE STATUS IN AREA OF ORIGIN

House occupancy status

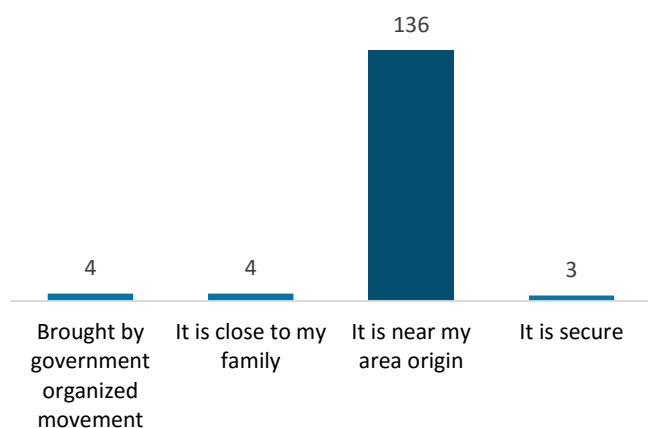


House damage status in area of origin

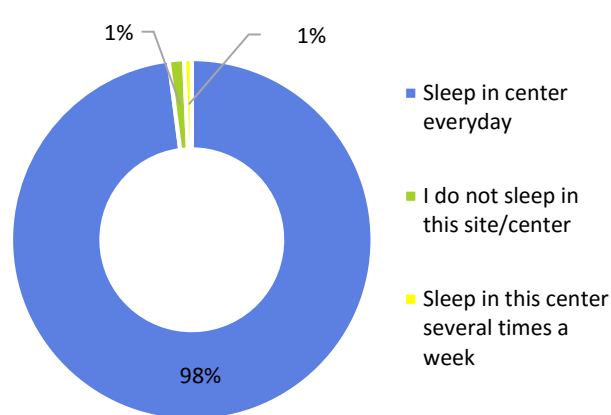


SITUATION IN COLLECTIVE CENTERS AND COPING MECHANISMS

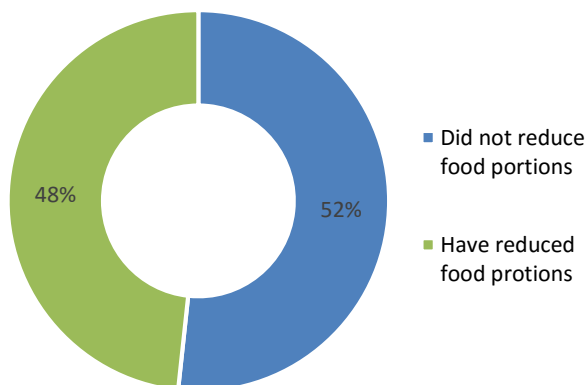
Reasons IDPs chose the center they reside in



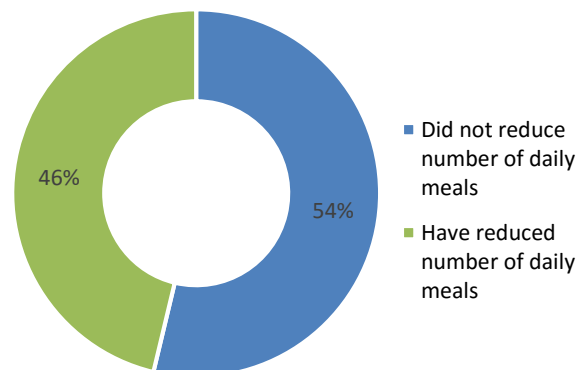
How often do IDPs sleep in shelters



Did IDPs reduce food portions in last 2 weeks.

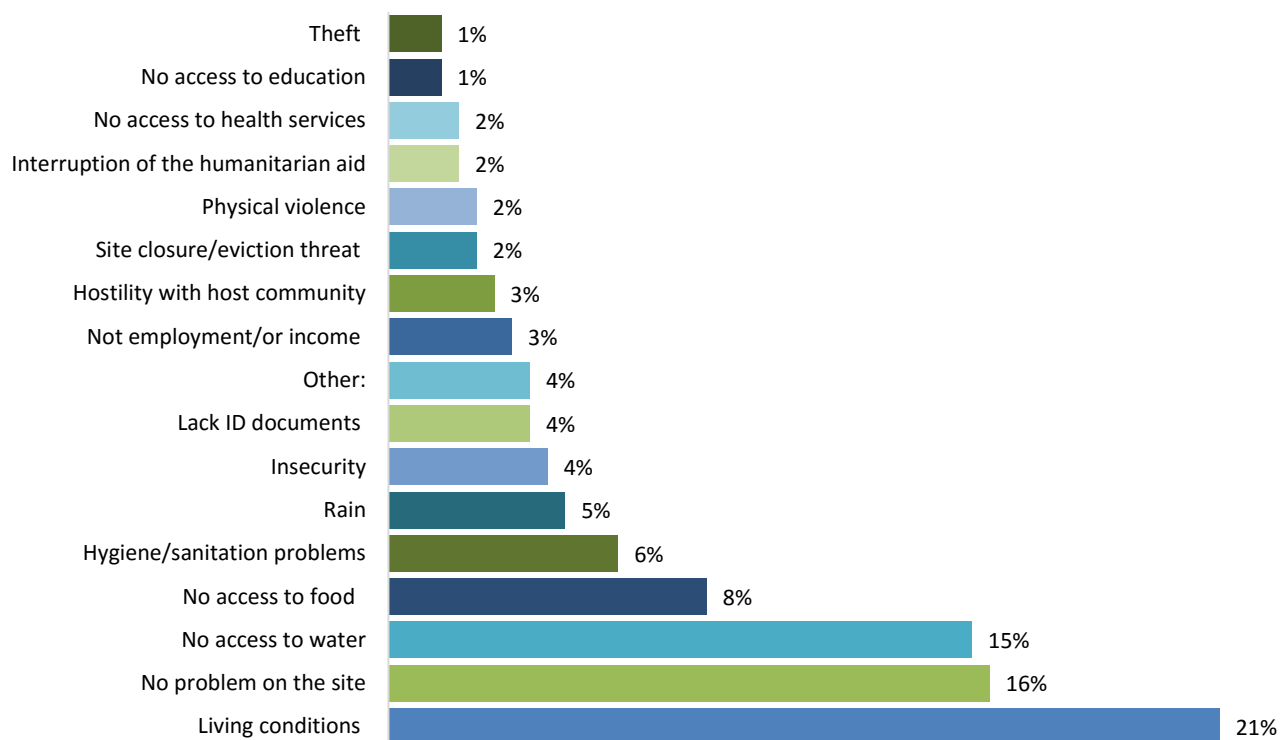


Did IDPs reduce number of daily meals in last 2 weeks

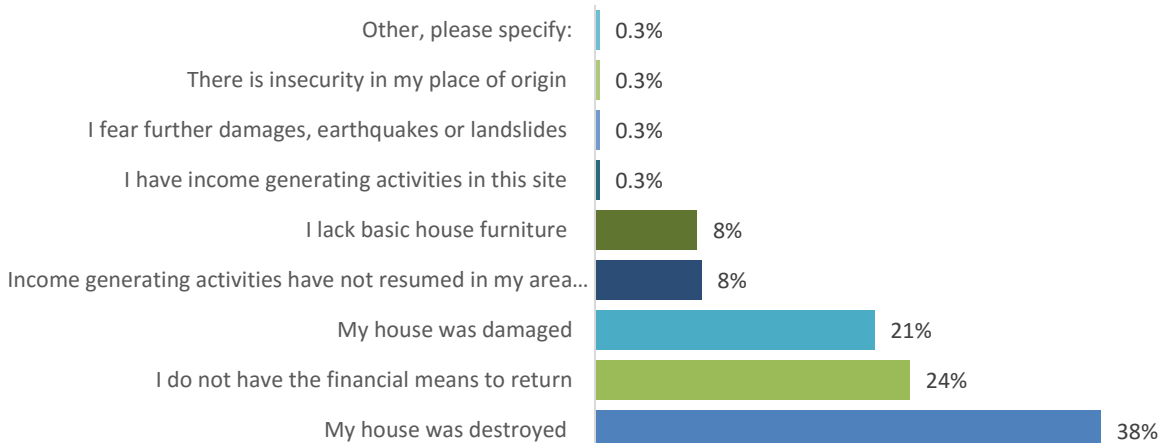


ISSUES ENCOUNTERED IN COLLECTIVE CENTER

Issues encountered in collective center



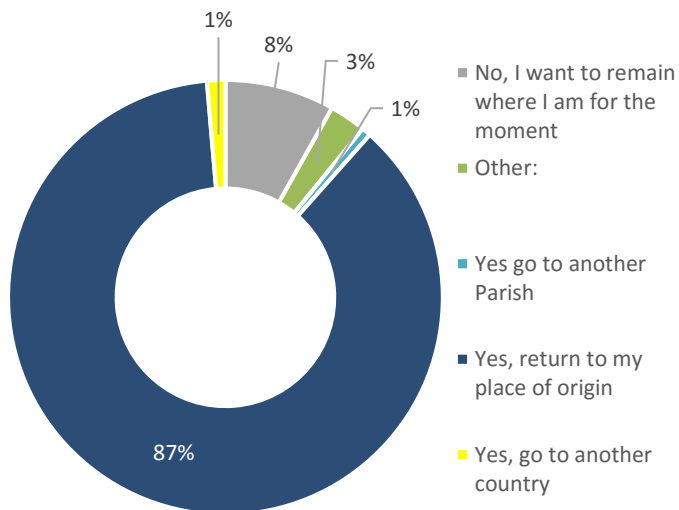
MAIN REASONS WHY IDPS STILL RESIDE IN COLLECTIVE CENTRES



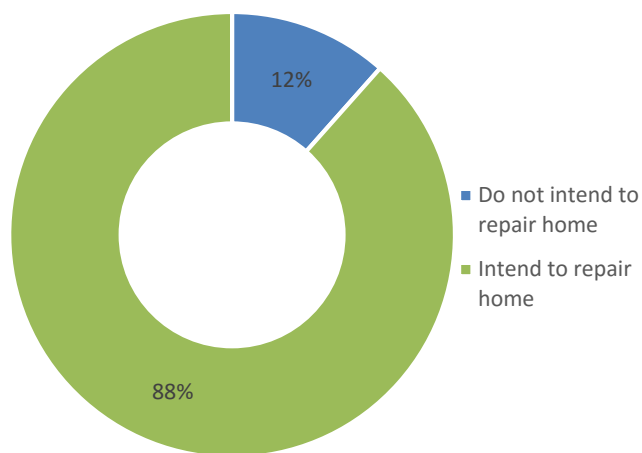
The most important issue encountered in centres are the dire living conditions (21%)
 The destruction and damage to their house is the reason why 59% of IDPs still remain in centres while 24% do not have the financial means to leave.

RETURN AND REPAIR INTENTIONS

Return intentions of interviewed households

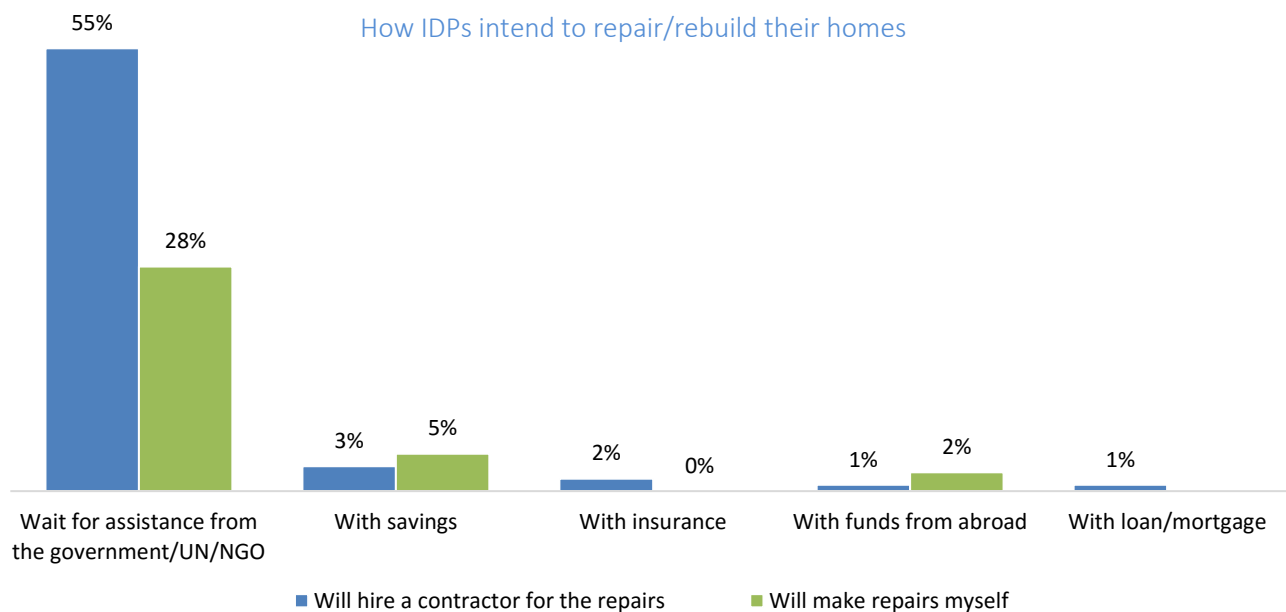


Repair intentions of interviewed households



REPAIR INTENTIONS

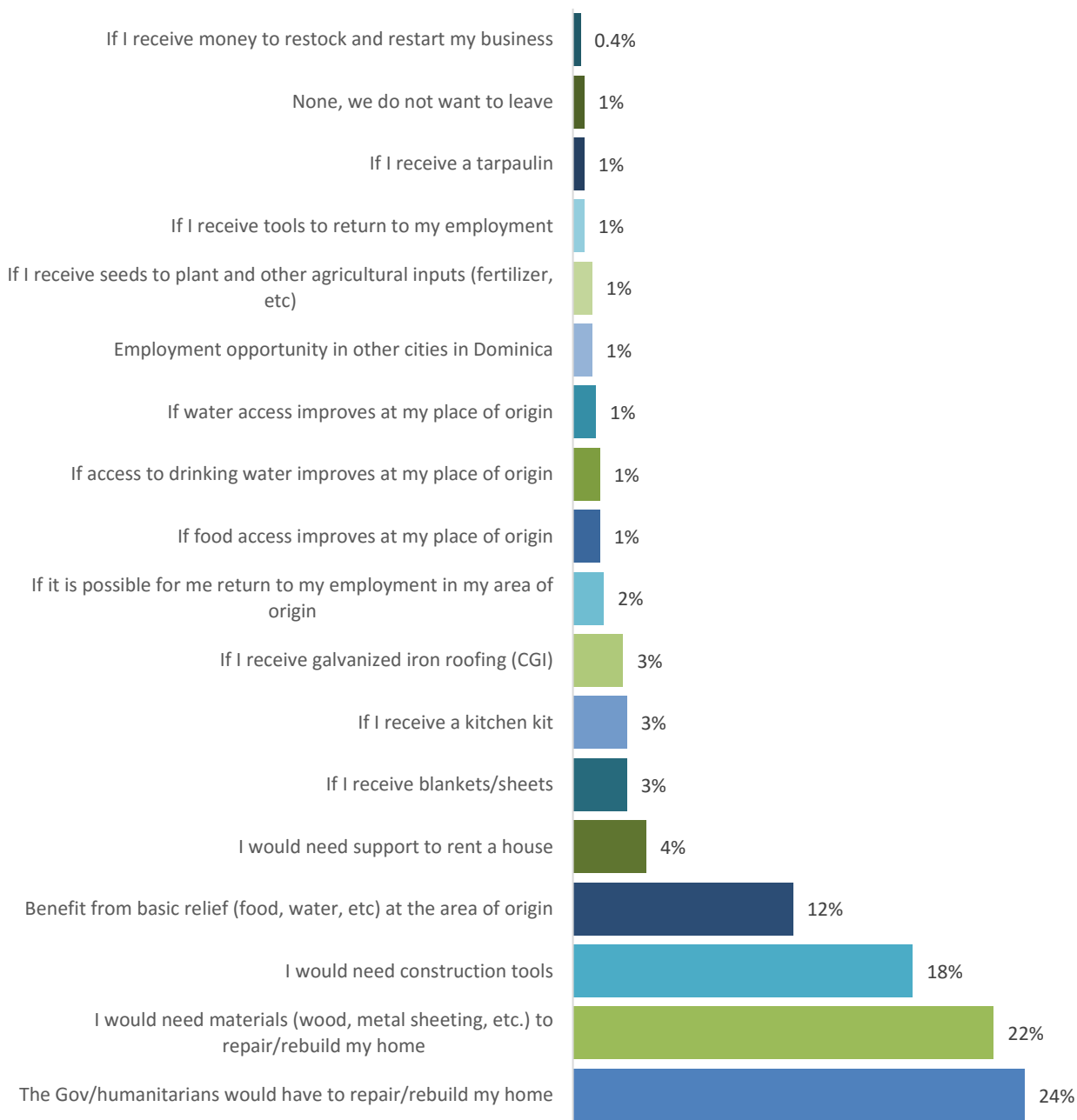
How IDPs intend to repair/rebuild their homes



88% of IDPs intend to repair their homes. Whether hiring a contractor or making the repairs themselves, the majority of IDPs (83% expect a support from the government and general humanitarian community to repair their homes.

CONDITIONS FOR RETURN

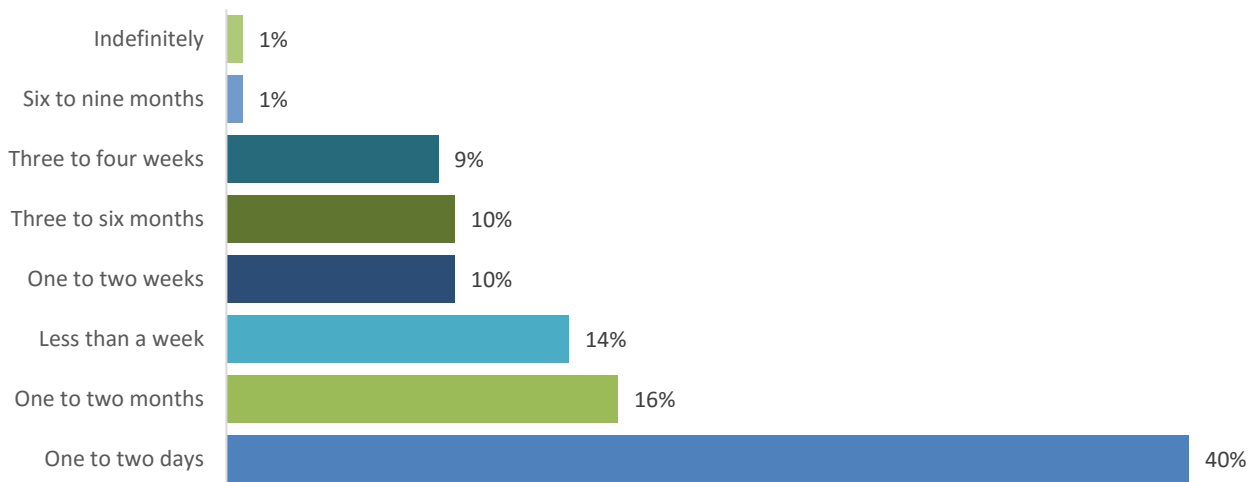
Optimal conditions to leave centres



To leave the centres they reside in, 24% of the interviewed IDPs would require that the government and the general humanitarian community repair or rebuild their homes.

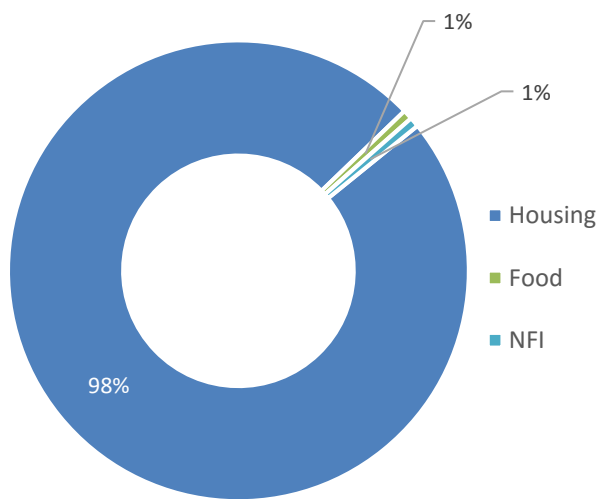
TENTATIVE DEPARTURE DATE IF ALL OR MOST CONDITIONS FOR RETURN ARE MET

Departure deadline if all or most conditions for return are met

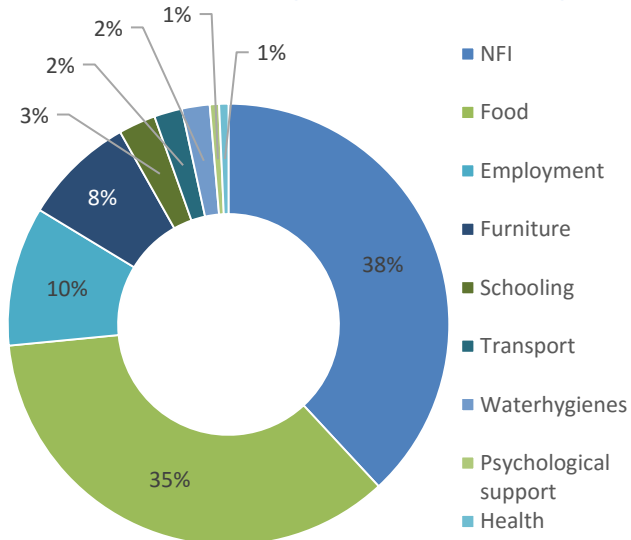


NEEDS IN AREA OF ORIGIN

Most urgent need in areas of origin



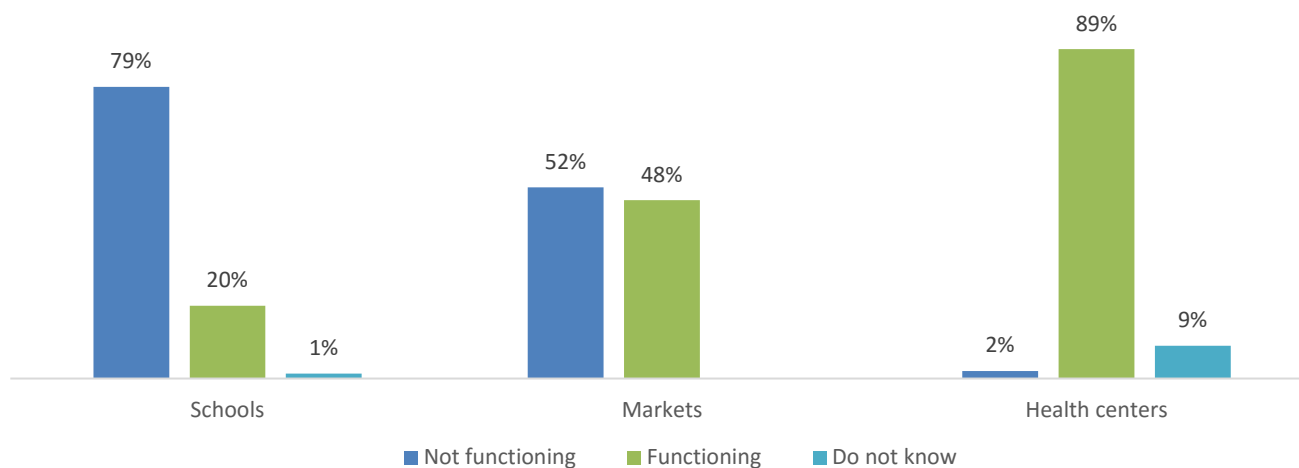
Second most urgent need in area of origin



If all or most conditions for their return are met, IDPs would be ready to leave shelters in 1 to 2 days.

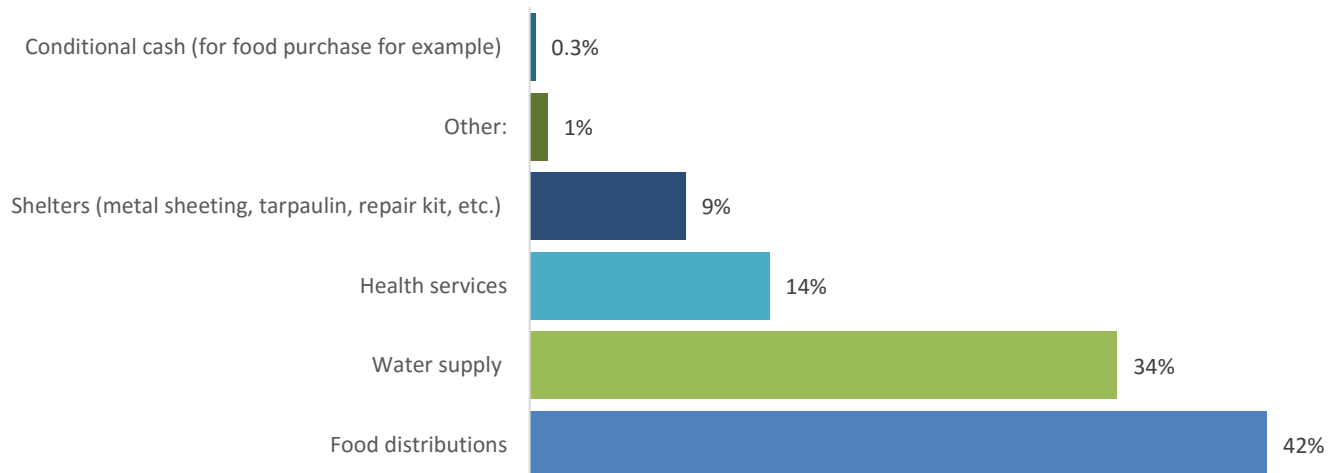
AVAILABILITY OF BASIC SERVICES IN AREA OF ORIGIN

Availability of basic services in area of origin



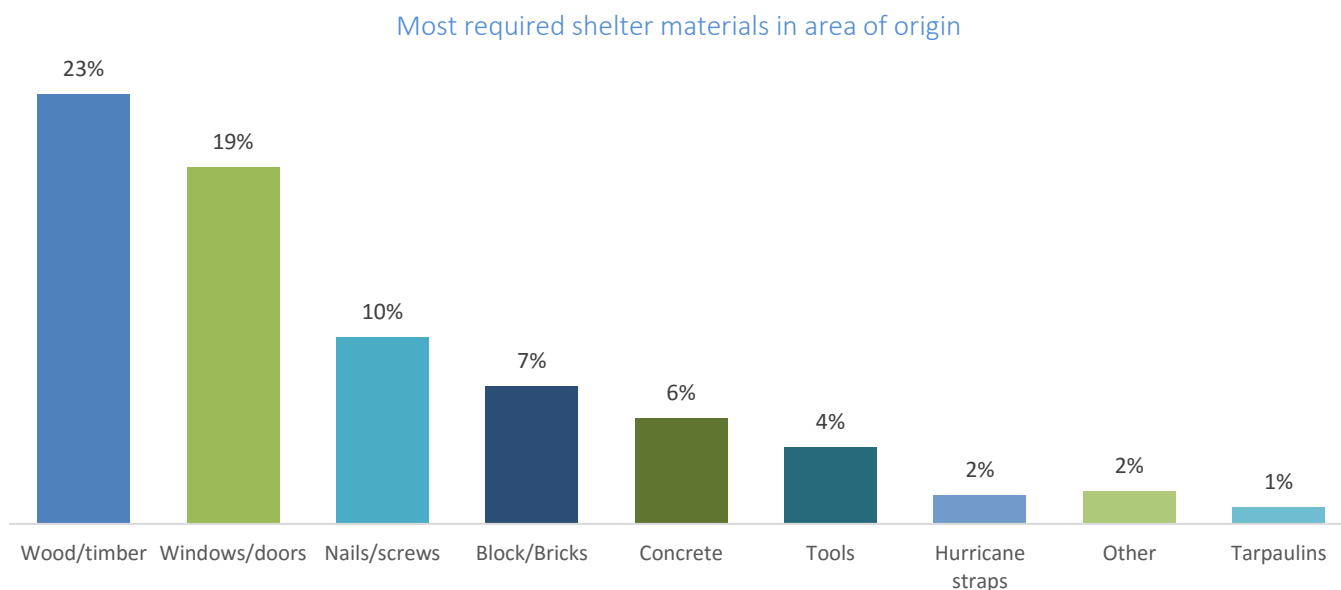
HUMANITARIAN ASSISTANCE RECEIVED

Humanitarian assistance received in area of origin



Food distribution is the most common humanitarian assistance received in areas of origin (42%)

MOST REQUIRED SHELTER MATERIALS IN AREA OF ORIGIN



Wood and/or timber are most required shelter materials in area of origin.

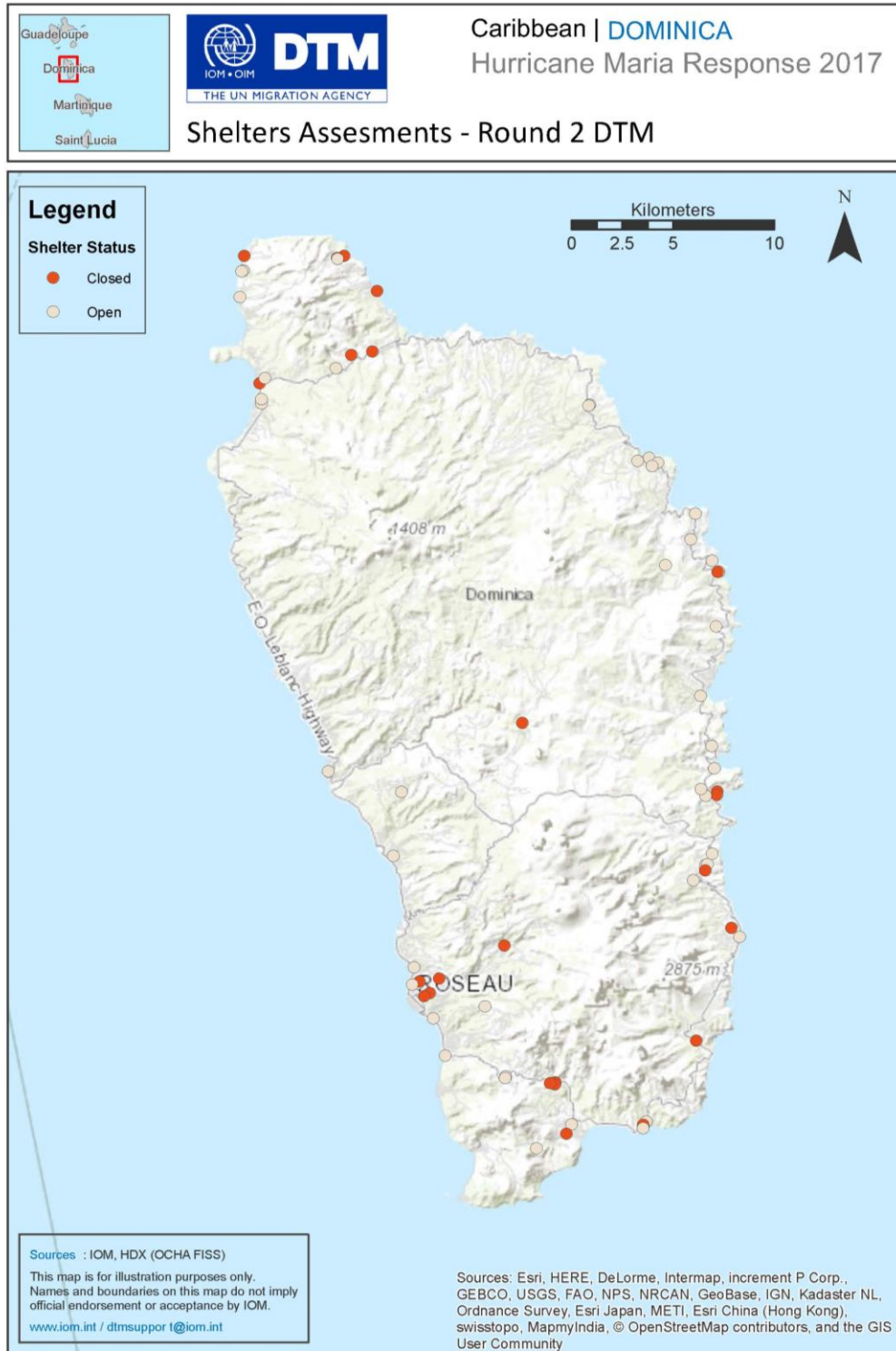
WAY FORWARD

This present report is a complementary initiative to the site assessment activities carried out in collective centres. The results highlighted in this report will be used to support different sector activities in collective centres as well as provide an overview of the situation as recounted by households themselves.

In addition, results from this survey will also be fed into the Camp Coordination and Camp Management (CCCM) efforts, particularly in providing household specific information for the Voluntary Return Strategy and the general humanitarian community to facilitate the dignified return of IDP households.

ANNEXES

ANNEX 1: MAP OF COLLECTIVE CENTERS ASSESSED



DONORS

The Displacement Tracking Matrix (DTM activities) in Dominica are made possible by the contribution of the following donor:



All DTM products presented in this document (report, maps, masterlist, kmz) are available at the following address:

<http://rosanjose.iom.int/site/en/caribe>

For more information please contact: Jan-Willem Wegdam (jwegdam@iom.int) and Emmanuelle Deryce (ederyce@iom.int)

or consult <http://rosanjose.iom.int/site/en/caribe>